



**ANNUAL STATISTICAL Bulletin -
2025**

**Part I -
Analytical Overview of Drug-Related Arrests
in Sri Lanka**

Compiled by

**Research Division
National Dangerous Drugs Control Board**

Drug-Related Arrests

This Statistical Bulletin presents an overview of drug-related arrests and seizures in 2025, based primarily on data collected and compiled by the Police Narcotics Bureau (PNB), with arrest information consolidated from all law enforcement agencies across the country. The data are used solely to analyze emerging trends and provide a snapshot of the drug situation and the enforcement efforts undertaken nationwide. More detailed data, analyses, and interpretations, incorporating additional data sources, will be published in the Annual Handbook of Drug Abuse Information in Sri Lanka – 2026.

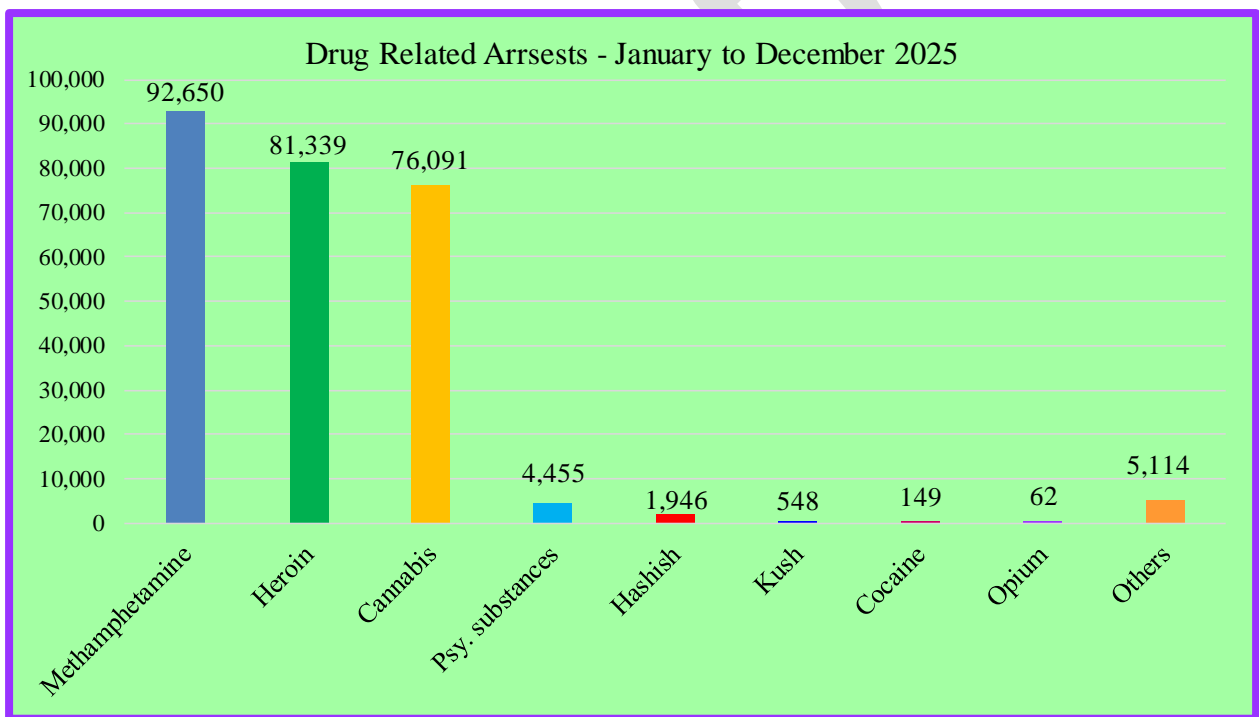
In 2025, a total of 262,354 individuals were arrested for drug-related offenses across the island. Of these, methamphetamine-related offenses accounted for 92,650 individuals, representing 35.3% of the total, reflecting growing concern over the rise of synthetic drugs. Heroin-related offenses led to 81,339 arrests, making up 31.0% of the total. Cannabis-related arrests numbered 76,091, comprising 29.0% of the total, indicating its widespread use and cultivation. Additionally, 149 individuals were arrested for cocaine-related offenses, and 1,946 individuals were detained for hashish-related offenses. These statistics underscore the broad spectrum of drug-related challenges facing the country and highlight the extensive efforts by law enforcement agencies to address them.

Table No: 1- Drug-related Arrests by Drugs

Type of drugs	Number of arrested persons	%
Methamphetamine	92,650	35.3
Heroin	81,339	31.0
Cannabis	76,091	29.0
Psychotropic substances (Including pharmaceutical drugs)	4,455	1.7
Hashish	1,946	0.7
Kush	548	0.2

Cocaine	149	0.1
Opium	62	0.0
Others	5,114	1.9
Total	262,354	100.0

Graph No: 01 - Drug-Related Arrest by Drugs (Number of persons)



In 2025, the total number of arrests for drug-related offenses recorded a notable increase compared to 2024, indicating an emerging and concerning trend in the country. This rise underscores the growing prevalence of drug use and trafficking, while also reflecting intensified efforts by law enforcement authorities to combat drug-related activities. A significant shift in the drug abuse landscape is evident in the sharp increase in methamphetamine-related offenses, which accounted for the highest number of arrests among all drug categories. With 92,650 individuals arrested for methamphetamine-related offenses, this synthetic stimulant has surpassed traditionally dominant substances such as heroin (81,339 arrests) and cannabis (76,091 arrests).

Table No: 2 - Drug-Related Arrests by Districts

District	Heroin	%	Cannabis	%	Methamphetamine	%	cocaine	%	hashish	%	Psychotropic Substances	%	Opium	%	Kush	%	Others	%	Total
Anuradapura	2,078	42.3	1,398	28.4	1,143	23.3	0	0.0	9	0.2	236	4.8	5	0.1	3	0.1	44	0.9	4,916
Polonnaruwa	690	26.7	1,064	41.1	790	30.5	0	0.0	12	0.5	11	0.4	0	0.0	7	0.3	15	0.6	2,589
Badulla	1,032	22.8	1,990	43.9	975	21.5	0	0.0	87	1.9	133	2.9	0	0.0	6	0.1	309	6.8	4,532
Monaragala	243	8.4	2,023	69.9	576	19.9	0	0.0	16	0.6	14	0.5	0	0.0	0	0.0	23	0.8	2,895
Batticaloa	310	18.8	443	26.9	889	54.0	0	0.0	0	0.0	2	0.1	0	0.0	0	0.0	2	0.1	1,646
Ampara	466	17.2	1,238	45.7	931	34.4	1	0.0	26	1.0	21	0.8	0	0.0	6	0.2	21	0.8	2,710
Trincomalee	410	17.6	873	37.5	970	41.7	0	0.0	6	0.3	31	1.3	0	0.0	7	0.3	31	1.3	2,328
Galle	5,433	37.5	3,793	26.2	4,834	33.4	14	0.1	188	1.3	69	0.5	0	0.0	18	0.1	124	0.9	14,473
Matara	2,840	33.8	2,567	30.5	1,773	21.1	11	0.1	272	3.2	6	0.1	0	0.0	36	0.4	901	10.7	8,406
Hambantota	2,053	27.9	3,445	46.7	1,765	23.9	7	0.1	26	0.4	23	0.3	0	0.0	13	0.2	39	0.5	7,371
Colombo	35,176	29.5	32,186	27.0	49,736	41.7	37	0.0	648	0.5	1057	0.9	24	0.0	147	0.1	319	0.3	119,330
Kalutara	3,307	29.7	3,498	31.4	3,874	34.8	0	0.0	62	0.6	256	2.3	0	0.0	12	0.1	114	1.0	11,123
Gampaha	8,334	37.4	4,044	18.2	9,241	41.5	12	0.1	161	0.7	363	1.6	10	0.0	45	0.2	44	0.2	22,254
Mannar	139	17.6	323	41.0	258	32.7	0	0.0	3	0.4	49	6.2	0	0.0	2	0.3	14	1.8	788

District	Heroin	%	Cannabis	%	Methamphetamine	%	cocaine	%	hashish	%	Psychotropic Substances	%	Opium	%	Kush	%	Others	%	Total
Jaffna	992	32.7	835	27.5	290	9.6	0	0.0	6	0.2	639	21.1	0	0.0	0	0.0	272	9.0	3,034
Mullativu	146	25.8	278	49.1	128	22.6	0	0.0	3	0.5	10	1.8	0	0.0	0	0.0	1	0.2	566
Kilinochchi	177	33.2	232	43.5	92	17.3	0	0.0	0	0.0	12	2.3	0	0.0	0	0.0	20	3.8	533
Vavuniya	294	24.4	410	34.0	289	23.9	0	0.0	3	0.2	98	8.1	0	0.0	1	0.1	112	9.3	1,207
Kegalle	1,266	32.8	1,237	32.1	1,044	27.1	0	0.0	28	0.7	110	2.9	4	0.1	4	0.1	164	4.3	3,857
Ratnapura	1,118	25.3	1,912	43.3	1,297	29.4	0	0.0	27	0.6	32	0.7	7	0.2	10	0.2	13	0.3	4,416
Matale	1,342	31.5	1,253	29.4	999	23.4	0	0.0	14	0.3	123	2.9	0	0.0	0	0.0	532	12.5	4,263
Nuwara Eliya	230	9.5	853	35.1	302	12.4	0	0.0	93	3.8	144	5.9	3	0.1	91	3.7	716	29.4	2,432
Kandy	4,292	39.8	2,886	26.7	2,455	22.8	0	0.0	104	1.0	501	4.6	2	0.0	14	0.1	535	5.0	10,789
Kurunegala	4,169	40.6	2,873	28.0	2,894	28.2	0	0.0	18	0.2	209	2.0	0	0.0	17	0.2	90	0.9	10,270
Puttalam	2,468	35.9	1,826	26.6	1,916	27.9	0	0.0	15	0.2	6	0.1	0	0.0	0	0.0	639	9.3	6,870
Not Specified	2,334	26.7	2,611	29.8	3,189	36.4	67	0.8	119	1.4	300	3.4	7	0.1	109	1.2	20	0.2	8,756
Total	81,339	31.0	76,091	29.0	92,650	35.3	149	0.1	1,946	0.7	4,455	1.7	62	0.0	548	0.2	5,114	1.9	262,354

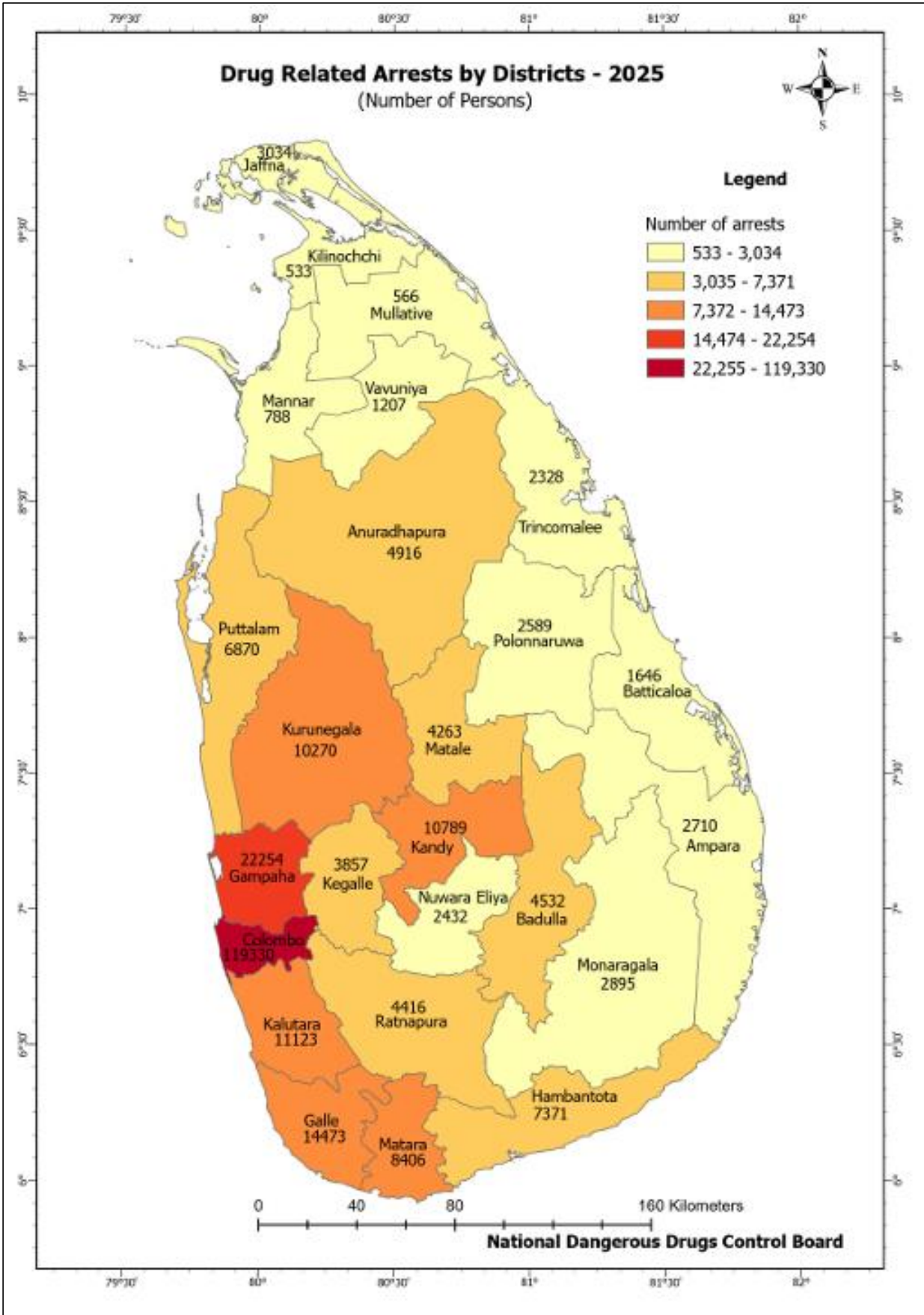


Table No: 3 – Drug-Related Arrest by Provinces

Province	Heroin	%	Cannabis	%	Methamphetamine	%	Hashish	%	Cocaine	%	Psychotropic Substances	%	Opium	%	Kush	%	Others	%	Total
North Central	2,768	36.9	2,462	32.8	1,933	25.8	21	0.3	0	0.0	247	3.3	5	0.1	10	0.1	59	0.8	7,505
Western	46,817	30.7	39,728	26.0	62,851	41.2	871	0.6	49	0.0	1,676	1.1	34	0.0	204	0.1	477	0.3	152,707
Southern	10,326	34.1	9,805	32.4	8,372	27.7	486	1.6	32	0.1	98	0.3	0	0.0	67	0.2	1,064	3.5	30,250
Central	5,864	33.5	4,992	28.6	3,756	21.5	211	1.2	0	0.0	768	4.4	5	0.0	105	0.6	1,783	10.2	17,484
Northern	1,748	28.5	2,078	33.9	1,057	17.2	15	0.2	0	0.0	808	13.2	0	0.0	3	0.0	419	6.8	6,128
Eastern	1,186	17.7	2,554	38.2	2,790	41.7	32	0.5	1	0.0	54	0.8	0	0.0	13	0.2	54	0.8	6,684
Sabaragamuwa	2,384	28.8	3,149	38.1	2,341	28.3	55	0.7	0	0.0	142	1.7	11	0.1	14	0.2	177	2.1	8,273
North Western	6,637	38.7	4,699	27.4	4,810	28.1	33	0.2	0	0.0	215	1.3	0	0.0	17	0.1	729	4.3	17,140
Uva	1,275	17.2	4,013	54.0	1,551	20.9	103	1.4	0	0.0	147	2.0	0	0.0	6	0.1	332	4.5	7,427
Not specified	2,334	26.7	2,611	29.8	3,189	36.4	119	1.4	67	0.8	300	3.4	7	0.1	109	1.2	20	0.2	8,756
Total	81,339	31.0	76,091	29.0	92,650	35.3	149	0.1	1,946	0.7	4,455	1.7	62	0.0	548	0.2	5,114	1.9	262,354

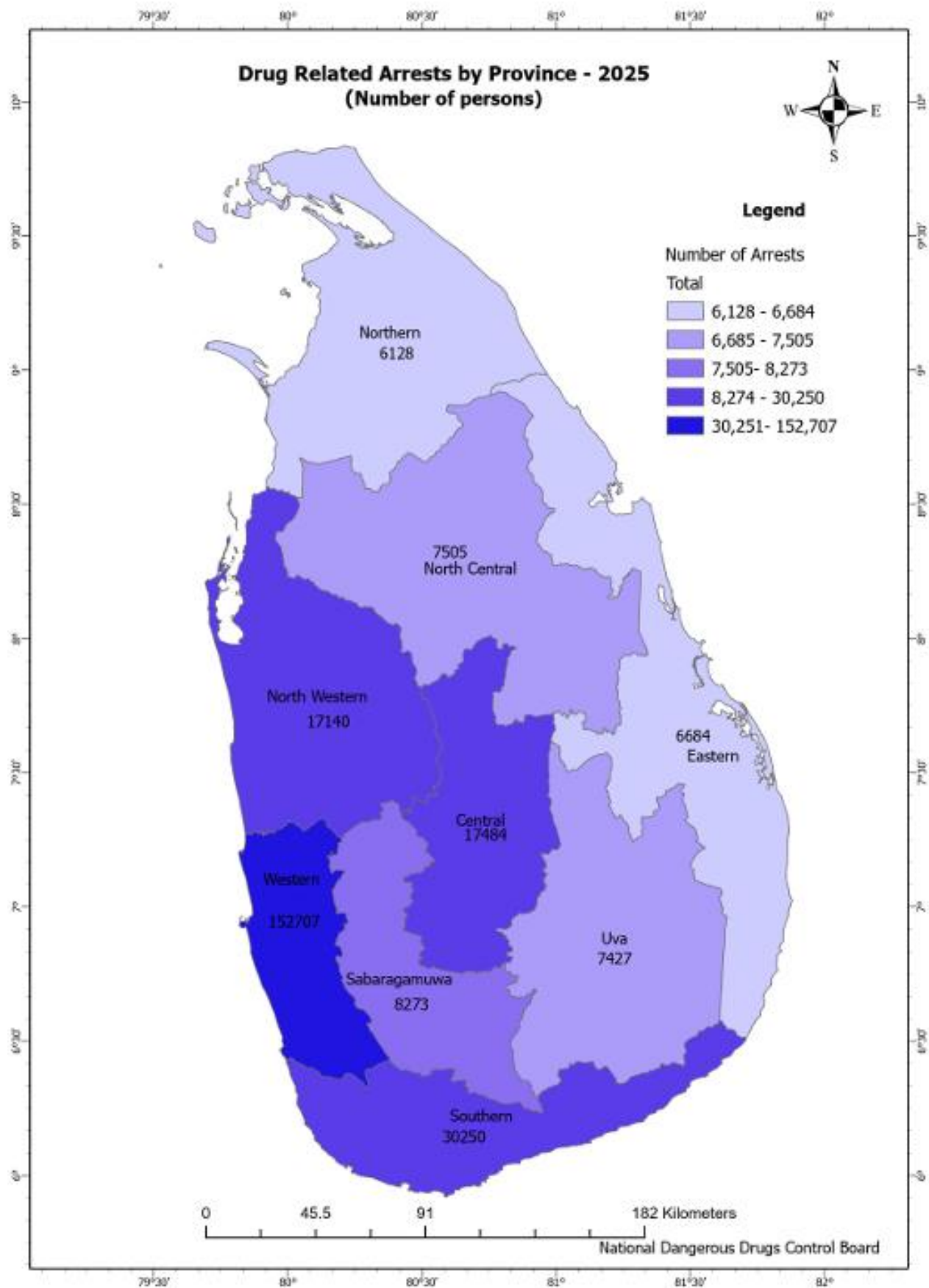
Drug Related Arrests by Province - 2025 (Number of persons)



Legend

Number of Arrests
Total

6,128 - 6,684
6,685 - 7,505
7,505 - 8,273
8,274 - 30,250
30,251 - 152,707



0 45.5 91 182 Kilometers

National Dangerous Drugs Control Board

Seized Quantity of Drugs (Kg)

From January to December 2025, law enforcement agencies across the island recorded substantial seizures of a wide range of illicit drugs, reflecting intensified efforts to curb drug trafficking and abuse. Cannabis accounted for the largest volume seized, totaling 21,184.8 kilograms, indicating its widespread availability. This was followed by methamphetamine, with 3,866.8 kilograms seized, underscoring the growing threat posed by synthetic drugs. Heroin seizures amounted to 1,822.4 kilograms, while notable quantities of kush (454.7 kilograms) and hashish (321.4 kilograms) were also confiscated. Smaller but significant amounts of cocaine (54.6 kilograms) and opium (0.2 kilograms) were seized during the period. In addition, authorities recovered large volumes of psychotropic substances, including 621,351 capsules and 3,428,218 tablets, along with 857.3 kilograms of other illicit substances. Collectively, these figures highlight the evolving complexity of the drug market and the extensive enforcement measures undertaken nationwide.

Table 4 - Seized Quantity of Drug (Kg)

Drug	Seized quantity (kg)
Cannabis	21,184.807
Methamphetamine	3,866.848
Heroin	1,822.374
Kush	454.741
Hashish	321.357
Cocaine	54.633
Opium	0.188
Psychotropic substances	Capsules - 621,351 Tablets - 3,428,218
Other	857.293

(Source: Police Narcotics Bureau, 2025)