



DRUG RELATED STATISTICS - 2020



Research Division
National Dangerous Drugs Control Board

Introduction

The main objective of this report is to provide analysis on drug related arrests statistics for planning, implementing, monitoring and evaluating of drug control programmes effectively.

Specific Objectives are as follows,

1. To determine the incidence, prevalence and characteristics of drug users.
2. To monitor the trends and patterns in drug use and drug related arrests.

The Research Division gratefully acknowledges the of the following,

Dr.Laknath Welagedara, Chairman, NDDCB for the leadership and guidance,

Ms.Bhadrani Senanayake, Director General – Cover-up, NDDCB for the guidance and generous contributions,

Director, Police Narcotic Bureau and IT Division of the Police Narcotic Bureau for providing of annual arrests statistics,

Mr.Supun Priyadarshana , Research officer for data analysing and compiling the report,

and

Staff of the Research Division for their technical support.

Research Division

NDDCB

DRUG RELATED ARRESTS

Drug Related Arrests by Drug

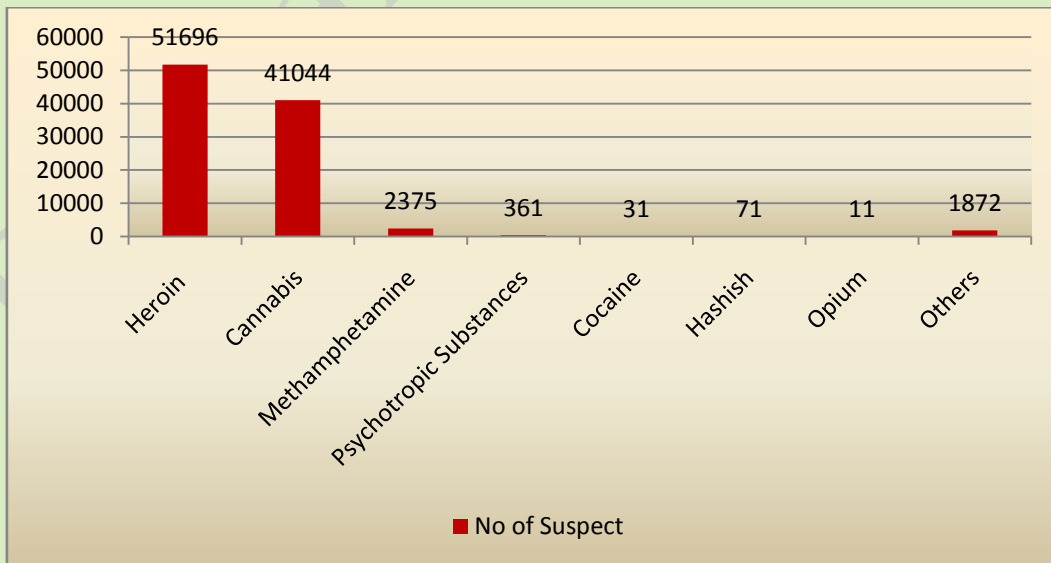
The total number of persons of drug related arrests was 97,461 in 2020. Among them, there were 51,696 (53.0%) persons for heroin related arrests and 41,044 (42.1%) persons for cannabis related arrests. In addition, 2,375 persons for methamphetamine, 361 persons for psychotropic substances, 71 persons for hashish and 31 persons were arrested for cocaine.

Table 01-Drug Related Arrests by Drug

Type of Drug	No of Suspect	%
Heroin	51696	53.0%
Cannabis	41044	42.1%
Methamphetamine	2375	2.4%
Psychotropic Substances	361	0.4%
Cocaine	31	0.0%
Hashish	71	0.1%
Opium	11	0.0%
Others	1872	1.9%
Total	97461	100%

Source: Police Narcotic Bureau

Graph No: 01 - Drug Related Arrests by Drug



Source: Police Narcotic Bureau

Drug Related Arrests by District

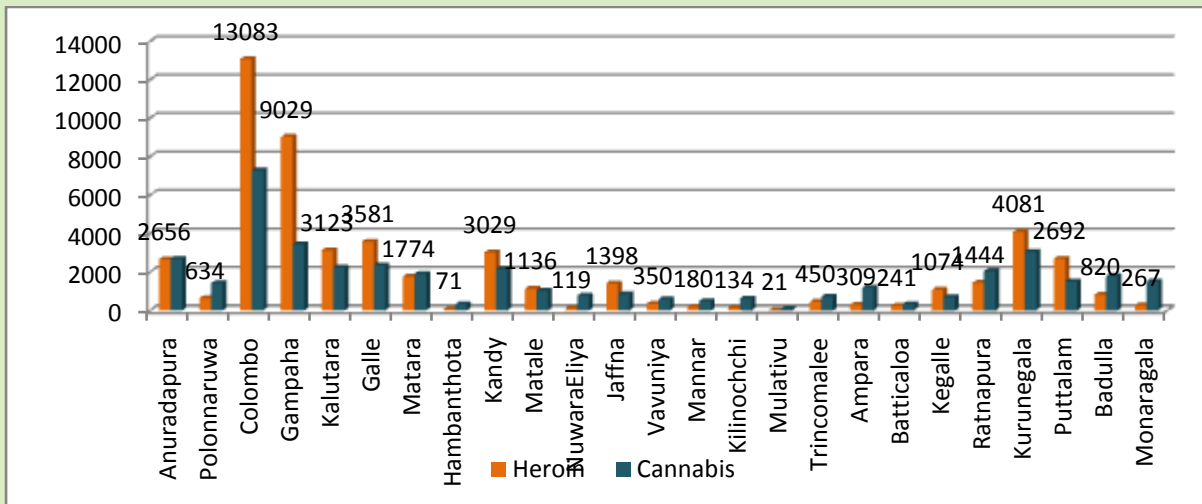
By considering the total number of arrests, highest number of arrested persons, 22,670 (23.3%) were reported from Colombo district followed by (12,988) 13.3 % of arrested persons from Gampaha district, 7.5 % of arrested persons from Kurunegala district and 6 % of persons from Galle district. Lowest number of arrested persons, 21 (0.1%) were reported from Mulativu district.

Table 02- Drug Related Arrests by District

District	Heroin	%	Cannabis	%	Methamphetamine	%	Psychotropic Substances	%	Cocaine	%	Hashish	%	Total	%
Anuradapura	2656	5%	2681	7%	4	0%	18	5%	0	0%	0	0%	5387	5.5%
Polonnaruwa	634	1%	1432	3%	7	0%	4	1%	0	0%	0	0%	2079	2.1%
Colombo	13083	25%	7291	18%	1755	74%	201	56%	15	48%	18	25%	22670	23.3%
Gampaha	9029	17%	3445	8%	327	14%	22	6%	3	10%	15	21%	12988	13.3%
Kalutara	3123	6%	2237	5%	61	3%	14	4%	1	3%	5	7%	5557	5.7%
Galle	3581	7%	2344	6%	14	1%	9	2%	2	6%	2	3%	5970	6.1%
Matara	1774	3%	1905	5%	55	2%	20	6%	4	13%	5	7%	3779	3.9%
Hambanthota	71	0%	336	1%	2	0%	0	0%	0	0%	0	0%	413	0.4%
Kandy	3029	6%	2157	5%	9	0%	15	4%	0	0%	6	8%	5578	5.7%
Matale	1136	2%	1018	2%	13	1%	5	1%	0	0%	0	0%	2538	2.6%
NuwaraEliya	119	0%	771	2%	1	0%	4	1%	0	0%	13	18%	913	0.9%
Jaffna	1398	3%	839	2%	6	0%	1	0%	0	0%	0	0%	2299	2.4%
Vavuniya	350	1%	582	1%	6	0%	0	0%	0	0%	0	0%	939	1.0%
Mannar	180	0%	485	1%	9	0%	0	0%	0	0%	3	4%	697	0.7%
Kilinochchi	134	0%	615	1%	7	0%	0	0%	0	0%	0	0%	756	0.8%
Mulativu	21	0%	81	0%	0	0%	0	0%	0	0%	0	0%	102	0.1%
Trincomalee	450	1%	713	2%	9	0%	9	2%	1	3%	0	0%	1224	1.3%
Ampara	309	1%	1182	3%	8	0%	0	0%	5	16%	1	1%	1548	1.6%
Batticaloa	241	0%	322	1%	33	1%	6	2%	0	0%	0	0%	608	0.6%
Kegalle	1074	2%	696	2%	3	0%	5	1%	0	0%	0	0%	1792	1.8%
Ratnapura	1444	3%	2063	5%	7	0%	21	6%	0	0%	1	1%	3569	3.7%
Kurunegala	4081	8%	3050	7%	5	0%	2	1%	0	0%	1	1%	7322	7.5%
Puttalam	2692	5%	1503	4%	17	1%	0	0%	0	0%	0	0%	4236	4.3%
Badulla	820	2%	1793	4%	17	1%	4	1%	0	0%	1	1%	2718	2.8%
Monaragala	267	1%	1503	4%	0	0%	1	0%	0	0%	0	0%	1779	1.8%
Total	51696	100%	41044	100%	2375	100%	361	100%	31	100%	71	100%	97461	100.0%

Source: Police Narcotic Bureau

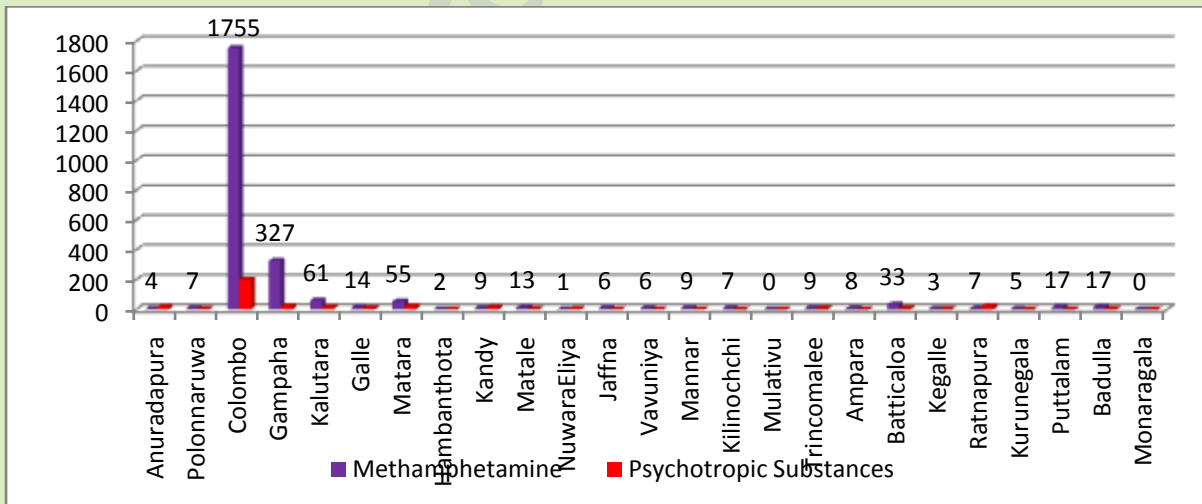
Graph No: 02 - Heroin and Cannabis Related Arrests by District



Source: Police Narcotics Bureau

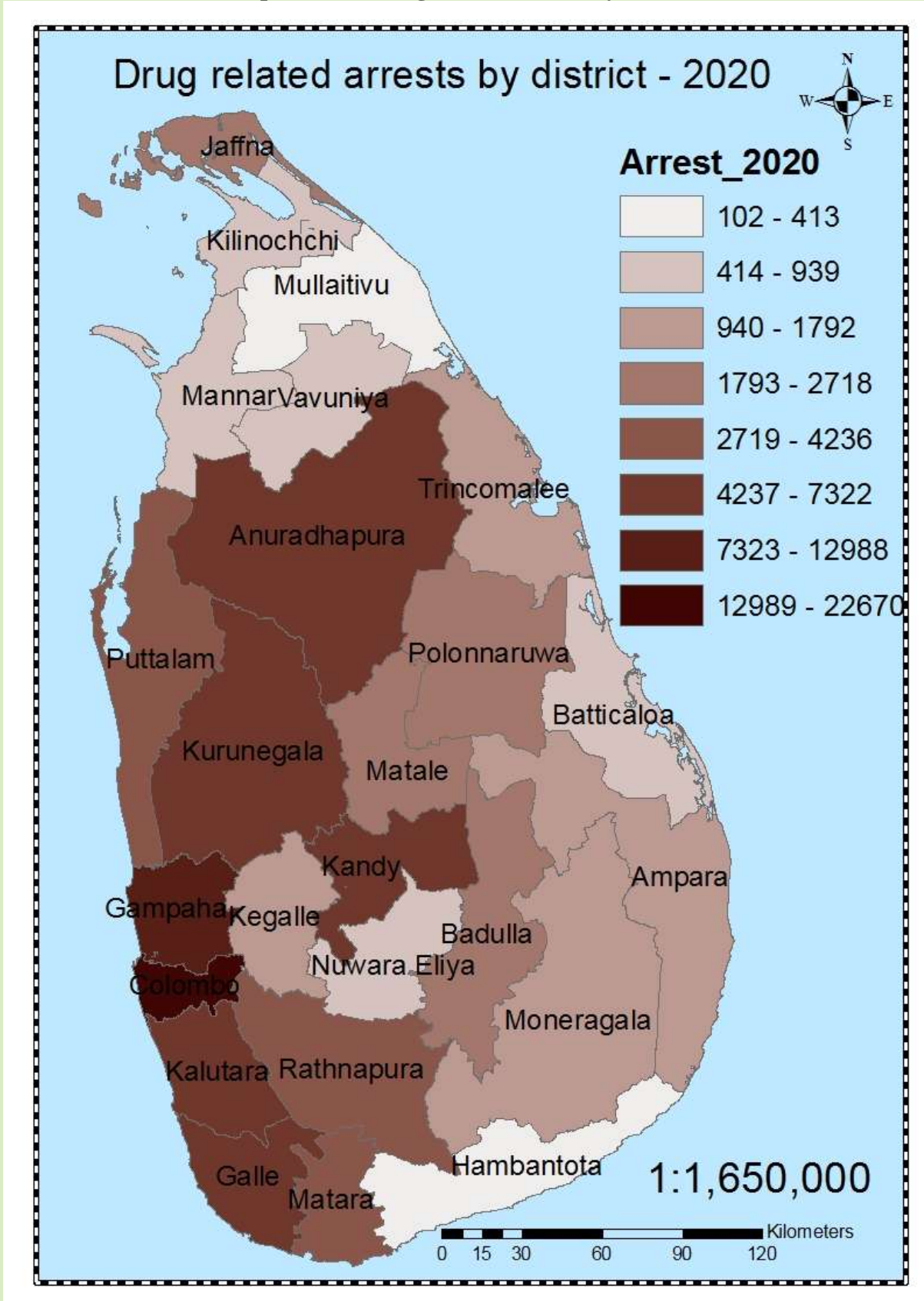
Highest number of heroin related arrested persons, 13,083 (25%) were reported from Colombo district followed by 9029 (17%) persons from Gampaha district, 4081 (8%) of arrested persons from Kurunegala district and 3581 (7 %) of persons from Galle. In addition to heroin, there has been an emerging trend on methamphetamine related arrests in 2020 compared to the last year. The highest numbers of methamphetamine arrests were reported from the Colombo district (1755) 74% followed by Gampaha (327) 14% and Kalutara (61).

Graph No: 03 –Methamphetamine and psychotropic substances Related Arrests by Districts



Source: Police Narcotic Bureau

Map No: 01 – Drug related arrests by district



Source: Police Narcotic Bureau

Drug Related Arrests by Province

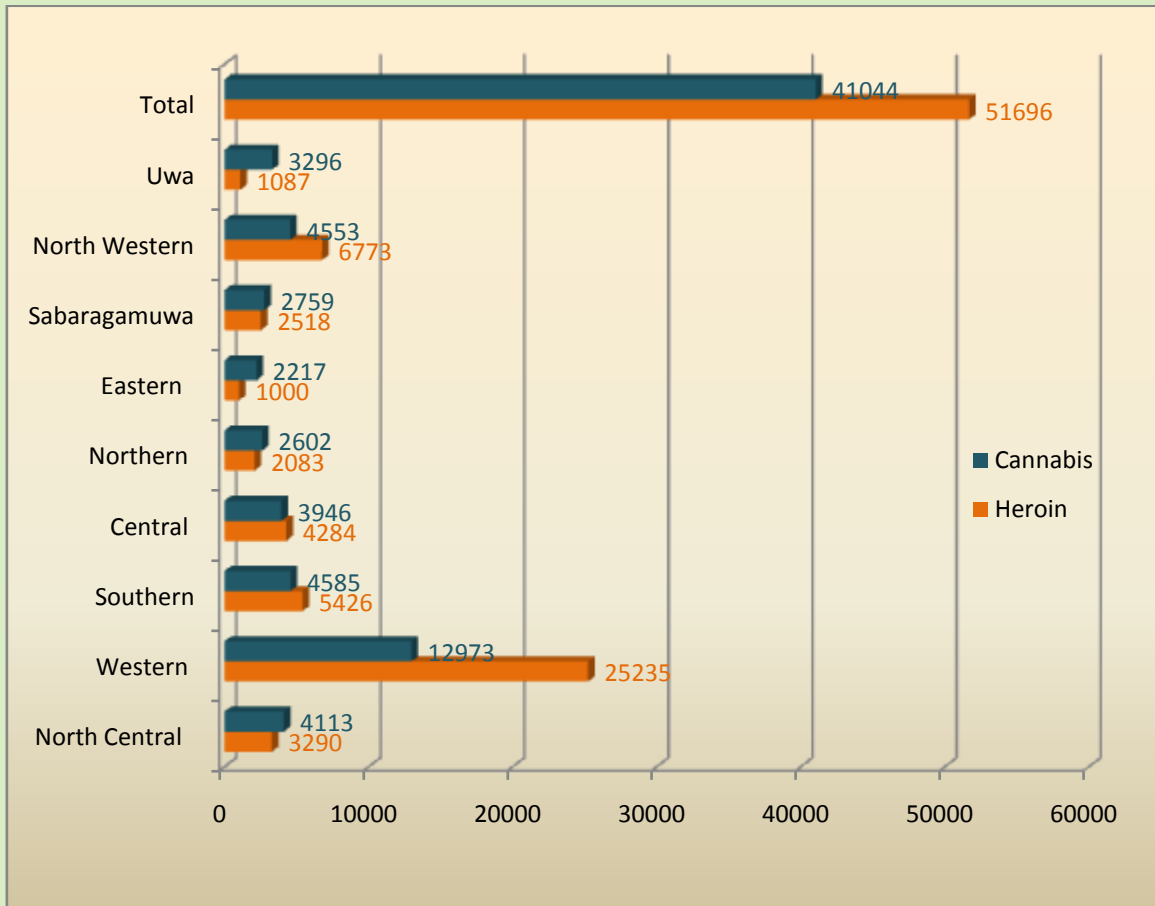
Majority of the drug related arrests, 41,215 (42 %), was reported from Western province followed by 11,558 (12%) of arrests from North Western and 10,162(10%) of arrests from Southern province. Lowest number of drug related arrests, 3380 (3%) was reported from Eastern Province.

Table 03 - Drug Related Arrests by Provinces

	Heroin	%	Cannabis	%	Methamphetamine	%	Psychotropic Substances	%	Cocaine	%	Hashish	%	Total	%
North Central	3290	6%	4113	10%	11	0%	22	6%	0	0%	0	0%	7466	8%
Western	25235	49%	12973	32%	2143	90%	237	66%	19	61%	38	54%	41215	42%
Southern	5426	10%	4585	11%	71	3%	29	8%	6	19%	7	10%	10162	10%
Central	4284	8%	3946	10%	23	1%	24	7%	0	0%	19	27%	9029	9%
Northern	2083	4%	2602	6%	28	1%	1	0%	0	0%	3	4%	4793	5%
Eastern	1000	2%	2217	5%	50	2%	15	4%	6	19%	1	1%	3380	3%
Sabaragamuwa	2518	5%	2759	7%	10	0%	26	7%	0	0%	1	1%	5361	6%
North Western	6773	13%	4553	11%	22	1%	2	1%	0	0%	1	1%	11558	12%
Uwa	1087	2%	3296	8%	17	1%	5	1%	0	0%	1	1%	4497	5%
Total	51696	100%	41044	100%	2375	100%	361	100%	31	100%	71	100%	97461	100%

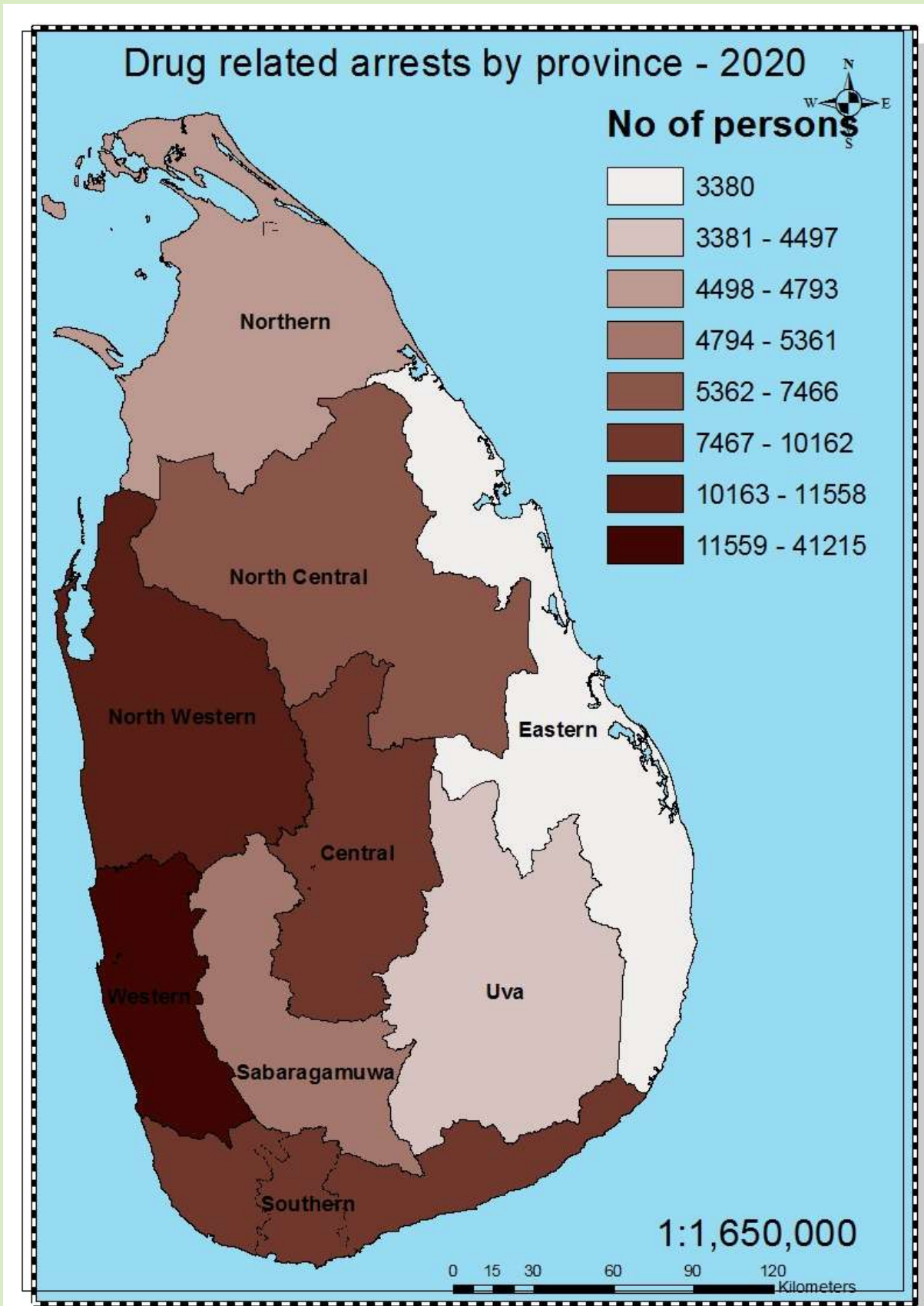
Source: Police Narcotics Bureau

Graph No: 04Drug related arrests by province



Source: Police Narcotic Bureau

Map No: 02 – Drug related arrests by province



Source: Police Narcotic Bureau

Seized Quantities of Drugs (Kg)

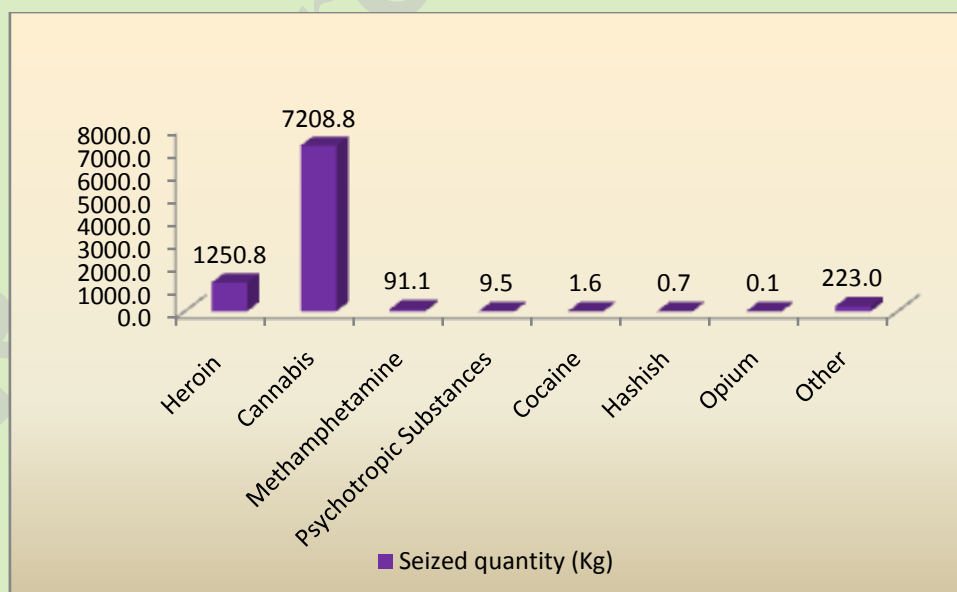
By considering the seized quantities of drugs Island-wide, 1,250.810 kg of heroin and 7,208.8 kg of cannabis were seized in 2020. In addition, 1,630kg of cocaine, 0.671kg of hashish, 91.077kg of methamphetamine and 9.491 kg of psychotropic substances were seized. Also 36,082 of capsule (pharmaceutical drugs) and 44,064 of tablets (pharmaceutical drugs and other psychoactive substance) were seized during the year 2020.

Table 04- Seized Quantities of Drugs

Drug	Seized quantity (Kg)
Heroin	1250.810
Cannabis	7208.8
Methamphetamine	91.077
Psychotropic Substances	9.491 (Capsule- 36082, Tablets-44064)
Cocaine	1.630
Hashish	0.671
Opium	0.0769
Other	223.049

Source: Police Narcotic Bureau

Graph No: 05 - Seized Quantities of Drugs (Kg)



Source: Police Narcotic Bureau