



STATISTICAL REPORT ON DRUG DEPENDANTS REPORTED FROM TREATMENT AGENCIES

DRUG ABUSE MONITORING SYSTEM

VOLUME : 124

1st quarter : 2022



Research Division

National Dangerous Drugs Control Board

383, Kotte Road, Rajagiriya.

Tel: 2868794-6 Fax: 2868791-2 Hot Line:1927

E-mail: mail@nddcb.gov.lk

Web: www.nddcb.gov.lk

Introduction

The general objective of the Drug Abuse Monitoring System (DAMS) is to establish a sound database for effective programme planning and monitoring. Specific objectives of the reporting system are as follows:

- To determine the incidence, prevalence and characteristics of drug users who reported to treatment and rehabilitation services.
- To monitor the trends and patterns of drug use.
- To determine and describe at risk groups in the population.
- To assess and evaluate the existing treatment and rehabilitation programmes.
- To be an 'early warning system' for effective programme implementation.

This analytical report is based on the information reported from government and Non government treatment services to the DAMS during the first quarter of 2022.

Information on treatment admissions are comprised under following 'indicators'.

- a. Demographic characteristics
- b. Drug use
- c. Route of use
- d. Frequency of drug use
- e. Age at first use
- f. The primary drug used
- g. Treatment method
- h. Types of admission
- i. Nature of drug offence

Research Division

Abstract

The total number of reported drug users who had received treatment services for the first quarter of 2022 was 702. Of the total reported drug users, 28% received treatment from the treatment and rehabilitation center of National Dangerous Drugs Control Board (NDDCB). 03% from prisons drug treatment rehabilitation programme, 22% from NGOs and 46% from Kandakadu Treatment and Rehabilitation Centre of Bureau of Commissioner General of Rehabilitation (BCGR).

Treatment and rehabilitation services have been regulated and monitored by the National Dangerous Drugs Control Board in terms of the provisions of act No: 54 of 2007; drug dependent persons treatment & Rehabilitation act.

The majority of reported drug users had received institutional treatment facilities and among the treatment admissions, 32% were from Colombo district. By considering the entire treatment admissions, 71% were from Western province.

According to the reported data, 699 males and 03 females were admitted for the treatment services in the first quarter of 2022.

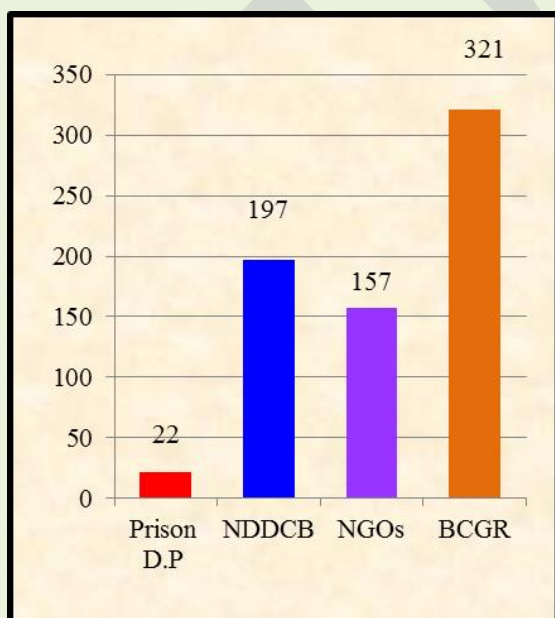
Among the total drug users 34% administrated drugs by smoking, 13% by eating or drink and 65% used Chinese method. It is also revealed that 397 (56.6%) of drug users were single and 235 (33.5%) were married. Data further indicates that 138 (34%) of them have studied grade 5 to 10 and 316 (45%) persons completed O/L examination.

Background

This is an analytical report based on the Drug Abuse Monitoring System (DAMS) on persons treated in drug treatment facilities during the first quarter of 2022.

Seven hundred and two (702) drug dependents have been reported from drug treatment and rehabilitation centres during the first quarter of 2022. 197 (28%) persons were reported from the NDDCB treatment centers, 157 (22%) from NGOs, 22 (03%) from prison drug treatment programmes and 321 (46%) from Kandakadu treatment and rehabilitation Centre.

Figure 01: Distribution of treatment admissions



Source: Drug Abuse Monitoring System, 2022

NGOs sector had provided treatment services for 157 drug users and out of them, 93 from Nawajeewana treatment centre, 14 persons from miduma treatment centre and 26 persons from Andurin Alokaya Treatment centre.

Type of Admission

The distribution of admission types is shown in table 01 and it reveals that majority (294) was from voluntary admissions. Court referral admissions were reported 375 persons.

Table 01

Type of Admission	Number of persons	Percentage (%)
Voluntary	294	42
Court referral	375	53.0
Other	33	4.7
Not report	0	0
Total	702	100

Source: Drug Abuse Monitoring System, 2022

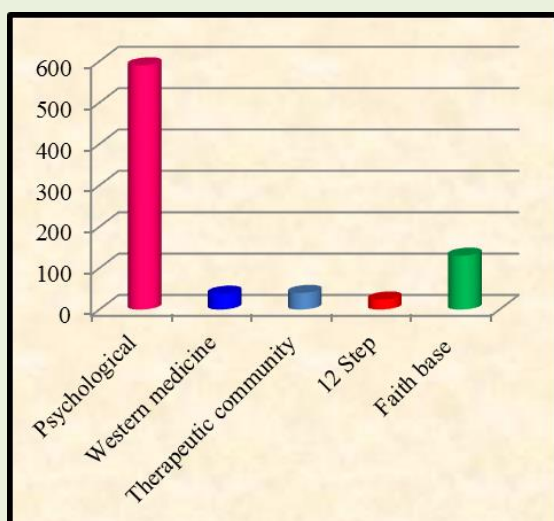
Type of Treatment facilities

By considering the type of treatment facilities in the first quarter of 2022, majority, 99.5% (699), of them obtained in house or institutional treatments. Out of the types of drug treatment facilities, “institutional care” can be considered as the frequently wed treatment facility.

Treatment methods

Persons received treatments were further classified based on the treatment methods, it shows that 84% (590) obtained psychological treatment method as majority. In addition to, Faith Base Treatment Model [12 steps] (24), Western medicine (38) and Therapeutic Community model (40) faith base treatment model (130) were also reported.

Figure 02: Distribution of treatment methods



Source: Drug Abuse Monitoring System, 2022

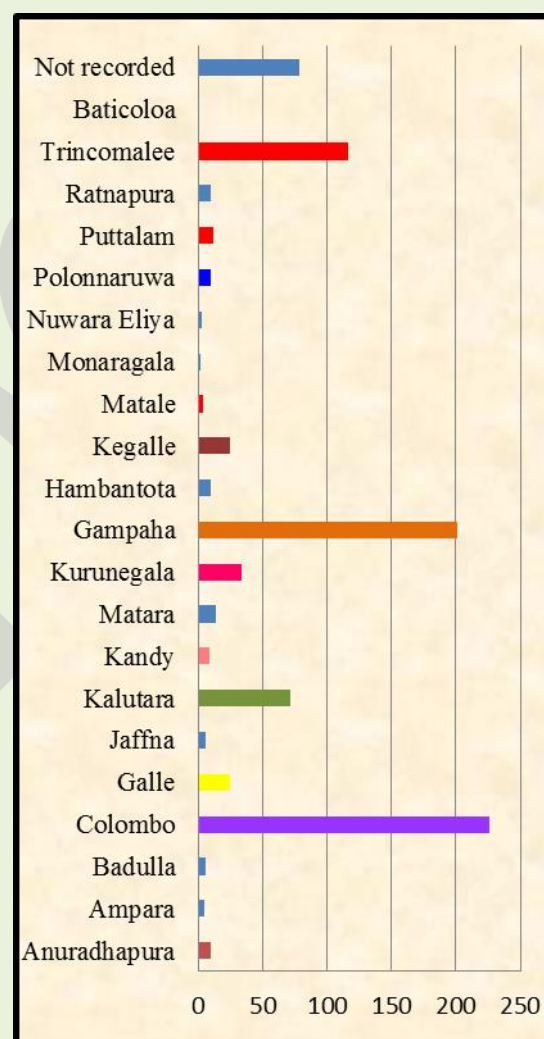
District

Considering the number of treatment received persons by districts, it was emphasized that highest number of persons, 226 (32%) were reported from Colombo district.

However, Gampaha (201), Kalutara (72) Kurunegala (34), Kandy (09), Puttalam (12) and Kegalle (25) are the other highlighted districts. Out of the nine

provinces, 71% were reported for treatment from Western province, 07% from Southern province and 07% from North Western province and all the details are shown as follows.

Figure 03: Distribution of treatment admissions by districts

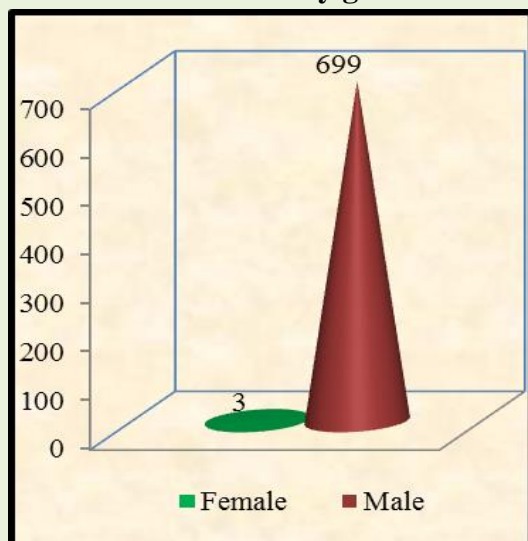


Source: Drug Abuse Monitoring System, 2022

Gender

Out of the total treatment admissions of the first quarter of 2022, 99.6% (699) were males. 03 (0.4%) female drug users reported.

Figure 04: Distribution of treatment admissions by gender

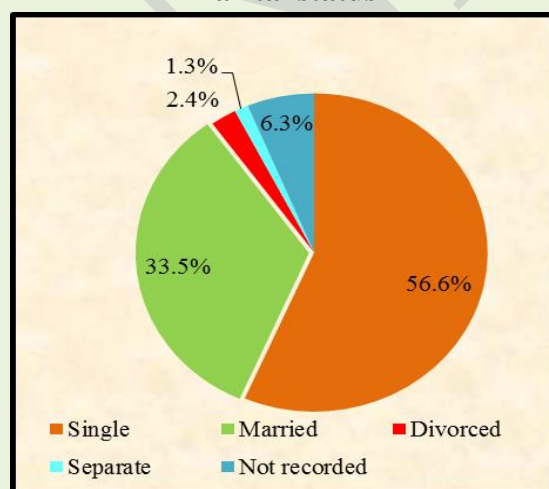


Source: Drug Abuse Monitoring System, 2022

Marital Status

Treatment received persons were further classified based on their marital status and it shows that 56.6% (397) were single and 33.5% (235) were married. In addition divorced (17) and Separated (09) persons were also reported.

Figure 05: Distribution of admissions by marital status

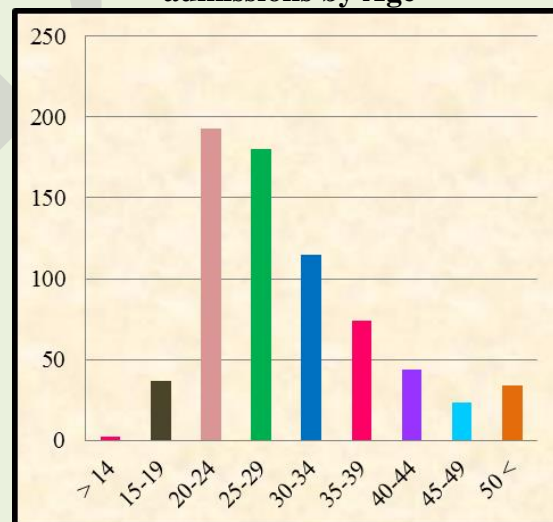


Source: Drug Abuse Monitoring System, 2022

Age

Substance abuse is an increasing global socio – medical problem among young/ adolescent males. The distribution of drug related treatment admissions by age is shown in figure 06 and it reveals that majority, 53% (373), of the clients were in age 20-29 range. Similar findings have been shown by the previous studies conducted by the National Dangerous Drugs Control Board. 16% (115), 11% (74) and 6.3% (44) were in the range of 30-34, 35-39 and 40-44 years accordingly. Nonetheless, Two persons had reported for age category of 01-14.

Figure 06: Distribution of treatment admissions by Age



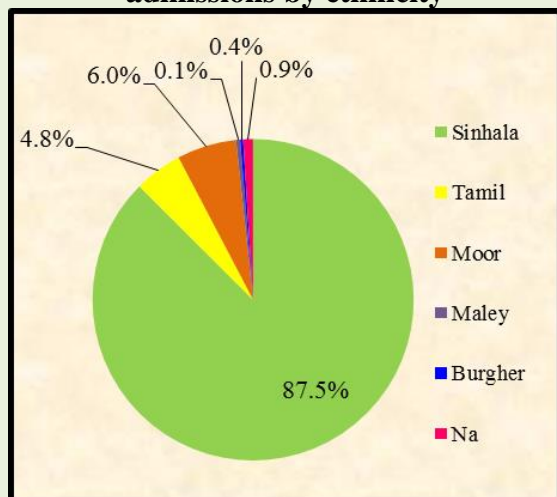
Source: Drug Abuse Monitoring System, 2022

Ethnicity

According to the recorded persons by ethnicity wise, 614 (87.5%) were Sinhalese, 42 (06%) were Moors, 34 (4.8%) were Tamils, and 03 (0.4%) of

them were Malay. More details are shown in figure 07.

Figure 07: Distribution of treatment admissions by ethnicity

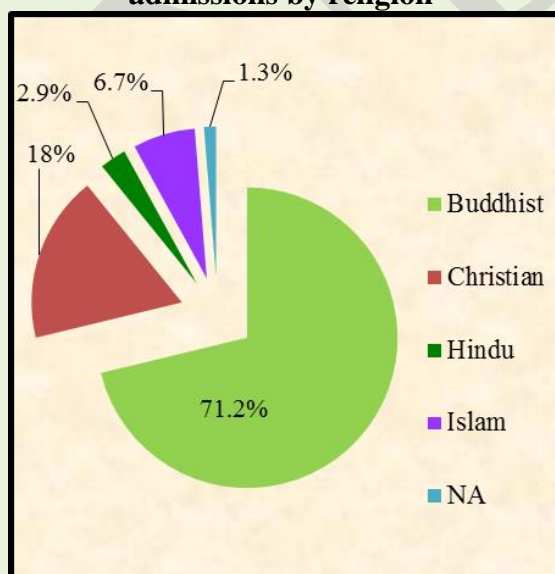


Source: Drug Abuse Monitoring System, 2022

Religion

According to the data shown in figure 08, majority, 500 (71.2%) of the clients were Buddhists. 126 (18%) Christians, 47 (6.7%) Islam and 20 (2.9%) Hindus.

Figure 08: Distribution of treatment admissions by religion

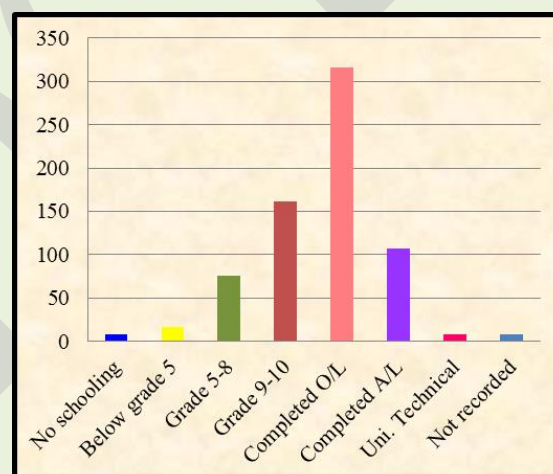


Source: Drug Abuse Monitoring System, 2022

Educational Status

Educational background of treatment persons implies that, 36% (255) of them had lower level of (up to grade 10) education and 01% (08) of the persons have never been to school. However, 45% (316) had completed O/L, 15% (107) completed A/L exam and university or technically educated 02 persons.

Figure 09: Distribution of treatment admissions by education



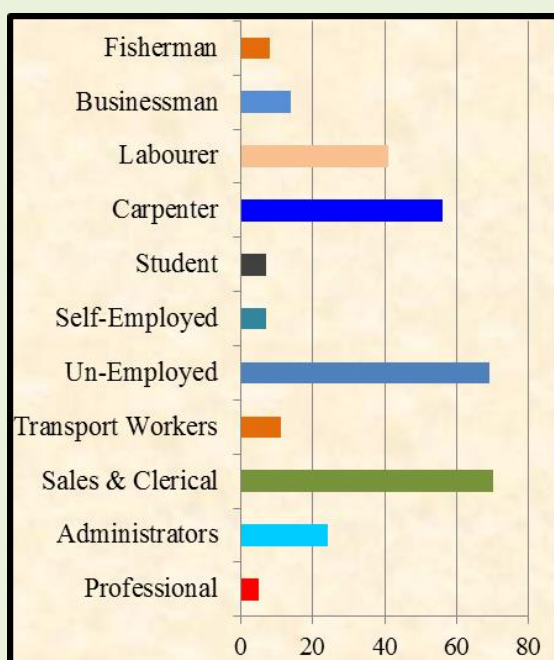
Source: Drug Abuse Monitoring System, 2022

Employment

The distribution of the treatment admissions reported by occupation for the period of the first quarter of 2022 is as follows, 56 were labourers, 70 were drivers or transport workers and 41 were businessmen.

In addition to, 24 salesmen, 69 self-employed persons, fishermen 14, mason 08 and 06 professionals were reported.

Figure 10: Distribution of treatment admissions by employment



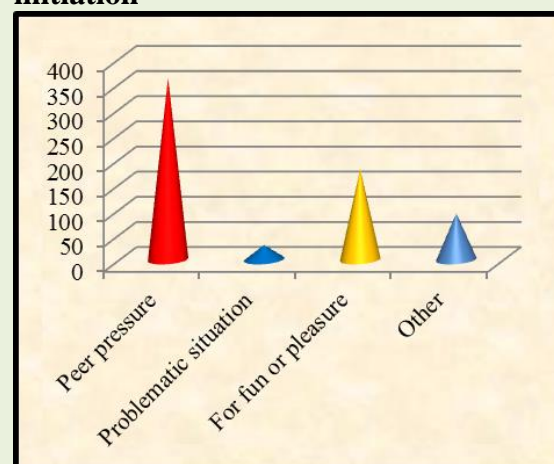
Source: Drug Abuse Monitoring System, 2022

Influencing factors for drug initiation

Research currently suggests a considerable number of factors that may contribute to the initiation of drug use. SUD persons who are reported to the treatment services have revealed the factors which effected to their Drug initiation.

Majority (361) had initiated drug use due to peer pressure. In addition to that 180 persons were recorded for pleasure and entertainment and 29 persons were initiate drug use due to problematic situations. All figures are given below.

Figure 11: influencing factors for drug initiation

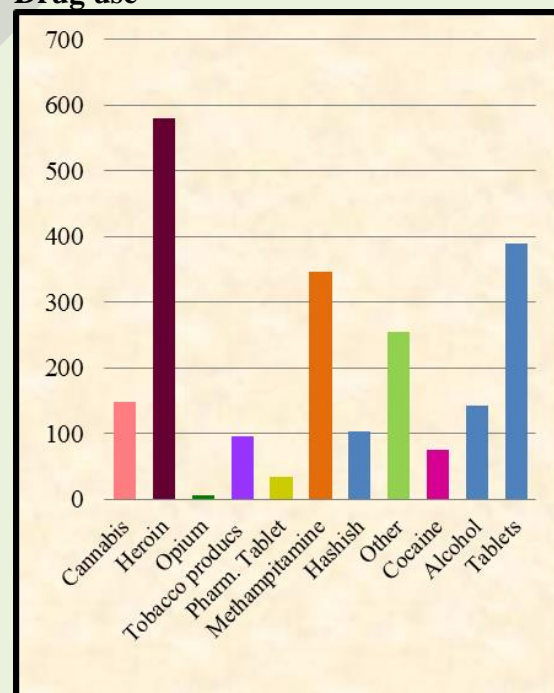


Source: Drug Abuse Monitoring System, 2022

Drugs

Data indicates that most of the treatment received clients were multiple drug users. 96 used tobacco, 580 used heroin and 148 used cannabis. Alcohol, tablets and opium users are as follows, 59, 34 and 06.

Figure 12: Distribution of clients by Drug use

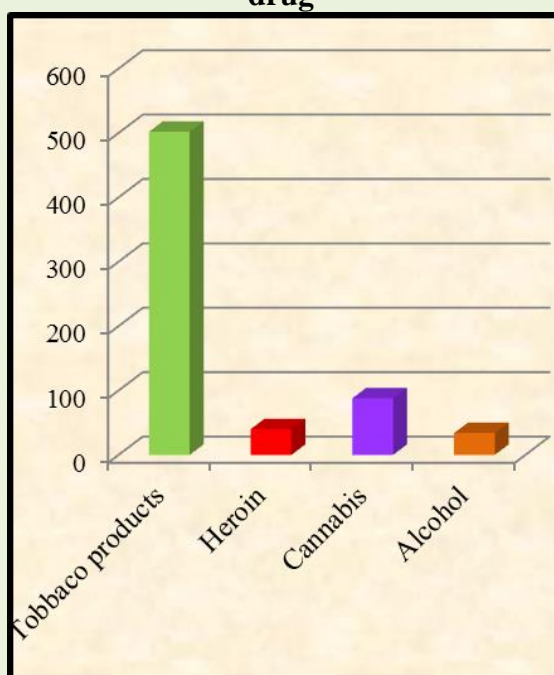


Source: Drug Abuse Monitoring System, 2022

Primary Drug

As per figures of primary drug use, majority (480) used Tobacco products. Of the total dependents 22 used cigarette, 40 used heroin, 34 used Alcohol and 88 used cannabis as primary drug.

Figure 13: Distribution of treatment admissions by primary drug

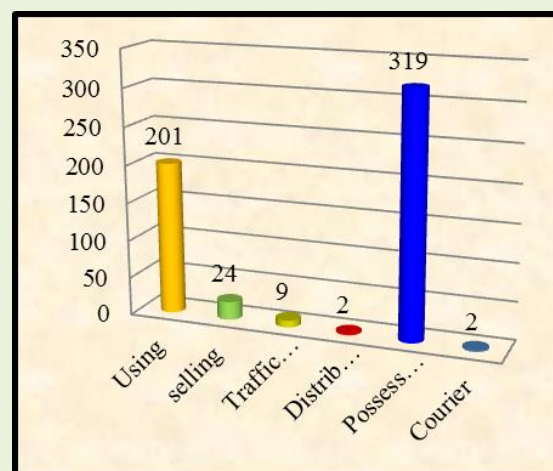


Source: Drug Abuse Monitoring System, 2022

Nature of offence

Incidents were reported that, persons with substance use disorders have been engaged in drug related offences with different drugs. Out of the treatment received persons, 24 of them have been reported as drug sellers. 319 persons were arrested for possession of drugs during their life time.

Figure 15: Distribution of treatment received by drug offence

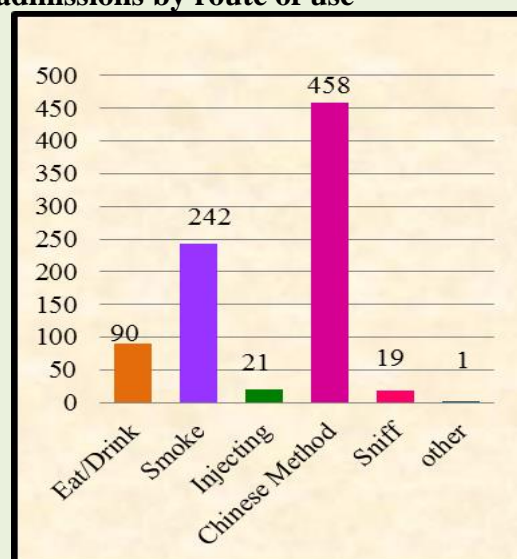


Source: Drug Abuse Monitoring System, 2022

Route of use

According to the reported data, clients had used more than one method for the consumption of drugs. 34% (242) of them smoked the drug, 13% (90) eat or drink, 65% (458) used Chinese method, 03% (19) used drug-sniffing method and 03% (21) injected the drug.

Figure 16: Distribution of treatment admissions by route of use



Source: Drug Abuse Monitoring System, 2022

Prevention, Treatment & Rehabilitation Centres of NDDCB

CP/Youth Prevention, Treatment &
Rehabilitation Centre
Mampitiya Estate, Handessa, Peradeniya.
Tel +94 81 2315504
Fax +94 81 2315504
E-mail methsevana@nddcb.gov.lk

WP/Prevention, Treatment & Rehabilitation
Centre
172, Shanthi Mawatha, Thalangama.
Tel +94 11 2788090
Fax +94 11 2788090
E-mail seethsevana@nddcb.gov.lk

Prevention, Treatment & Rehabilitation
Centre
Urapola, Nittambuwa.
Tel +94 33 2283060
Fax +94 33 2283060
E-mail navadiganthaya@nddcb.gov.lk

SP/Prevention, Treatment & Rehabilitation
Centre
Unawatuna, Galle
Tel +94 91 2224443
Fax +94 91 2224443
E-mail mithsevana@nddcb.gov.lk

අපූරත් එළියට එන්න
ලෝකය දකින්න
ජීවිතය විඳින්න...
ඔබ වෙනුවෙන් අපි..

ඔබ මතින් නිදහස් නොවන තුරු
අපූර මිස එළිය නොපෙනේ..

අමතන්න
1927

දුරකථන මගින් පාලන ජාතික මොඩියුලය
தேசிய அபாயகர ஒளடதங்கள் கட்டுப்பாட்டு சபை
NATIONAL DANGEROUS DRUGS CONTROL BOARD

Hotline 1927

OUR SINCERE THANKS TO....

Dr. (Mrs). Priyangie Amarabandu, Chairperson, NDDCB.

Mrs. H.A. Asha Jayawaredana, Director General, NDDCB.

Commissioner General of Rehabilitation (BCGR) and his staff.

Commissioner General of Prison and his staff.

Mr. Kanishka Kumara De silva, Director Designated and Private Treatment Centers.

Mr. T.W Premasiri, Director, Treatment & Rehabilitation, NDDCB.

NGOs and other Institutes.

Mr. A.T. Darshana, Assistant Director Research, NDDCB.

Mrs. Nilukshi Thisera, Mrs. Wasantha, Ms. Hansika Kethumali, Ms. Dilini Madushani,

Research Officers, NDDCB.

Ms. Asanka Madubansi, Mr. Arjuna Ranasinghe, Ms. Thushari Walasmulla, Assistant Research Officers, NDDCB.

Ms. Awanthi Wijesooriya Development Officer, Ms. Bhadra Kumari Research Assistant, NDDCB .

Mr. Tharindu Nawarathna, Manager (IT), Mrs. Samantha Weerasekara, System Analyst NDDCB.

Mr. Thilina Priyanakara, Nadeesha Dilruwan, IT Assistants, NDDCB.

Staff of the Administrative and Finance Division, NDDCB.

Research Division,
National Dangerous Drugs Control Board,
NO. 383, Kotte Road,
Rajagiriya.