



# STATISTICAL REPORT ON DRUG DEPENDANTS REPORTED FROM TREATMENT AGENCIES

## DRUG ABUSE MONITORING SYSTEM

VOLUME : 128

1<sup>st</sup> quarter : 2023



**Research Division**

**National Dangerous Drugs Control Board**

**383, Kotte Road, Rajagiriya.**

**Tel: 2868794-6 Fax: 2868791-2 Hot Line:1927**

**E-mail: [mail@nddcb.gov.lk](mailto:mail@nddcb.gov.lk)**

**Web: [www.nddcb.gov.lk](http://www.nddcb.gov.lk)**

## Introduction

The general objective of the Drug Abuse Monitoring System (DAMS) is to establish a sound database for effective programme planning and monitoring. Specific objectives of the reporting system are as follows:

- To determine the incidence, prevalence and characteristics of drug users who reported to treatment and rehabilitation services.
- To monitor the trends and patterns of drug use.
- To determine and describe at risk groups in the population.
- To assess and evaluate the existing treatment and rehabilitation programmes.
- To be an 'early warning system' for effective programme implementation.

This analytical report is based on the information reported from government and Non government treatment services to the DAMS during the first quarter of 2023.

Information on treatment admissions are comprised under following 'indicators'.

- a. Demographic characteristics
- b. Drug use
- c. Route of use
- d. Frequency of drug use
- e. Age at first use
- f. The primary drug used
- g. Treatment method
- h. Types of admission
- i. Nature of drug offence

*Compiled By - Hiruni Wathsala - Research Officer*

*Arjuna Ranasinghe - Assistant Research Officer*

*Research Division*

## Abstract

The total number of reported drug users who had received treatment services for the first quarter of 2023 was 344. Of the total reported drug users, 47% received treatment from the treatment and rehabilitation center of National Dangerous Drugs Control Board (NDDCB). 12% from NGOs and 41% from Kandakadu Treatment and Rehabilitation Centre of Bureau of Commissioner General of Rehabilitation (BCGR).

Treatment and rehabilitation services have been regulated and monitored by the National Dangerous Drugs Control Board in terms of the provisions of act No: 54 of 2007; drug dependent persons treatment & Rehabilitation act.

The majority of reported drug users had received institutional treatment facilities and among the treatment admissions, 21% were from Colombo district. By considering the entire treatment admissions, 48% were from Western province.

According to the reported data, 344 males and no females were admitted for the treatment services in the first quarter of 2023.

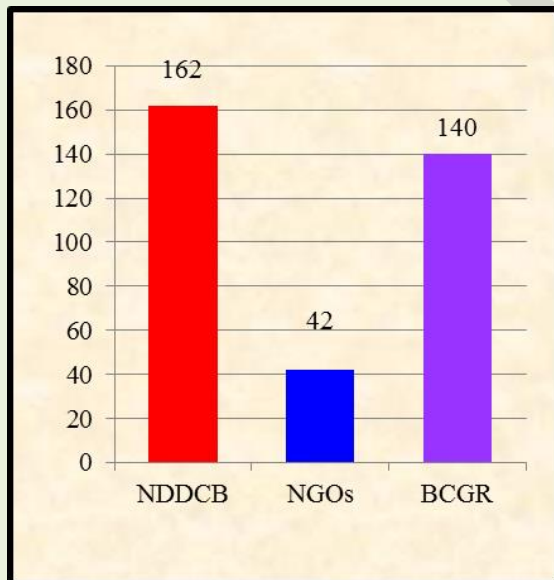
Among the total drug users 24% administrated drugs by smoking, 10% by eating or drink and 58% used Chinese method. It is also revealed that 202 (59%) of drug users were single and 109 (32%) were married. Data further indicates that 117 (34%) of them have studied grade 5 to 10 and 161 (47%) persons completed O/L examination.

## Background

This is an analytical report based on the Drug Abuse Monitoring System (DAMS) on persons treated in drug treatment facilities during the first quarter of 2023.

three hundred forty four (344) drug dependents have been reported from drug treatment and rehabilitation centres during the first quarter of 2023. 162 (47%) persons were reported from the NDDCB treatment centers, 42 (12%) from NGOs, and 140 (41%) from Kandakadu treatment and rehabilitation Centre.

**Figure 01: Distribution of treatment admissions**



Source: Drug Abuse Monitoring System, 2023

NGOs sector had provided treatment services for 42 drug users and out of them, 15 from Power house treatment centre, 16 persons from miduma treatment centre and

10 persons from Andurin Alokaya Treatment centre.

## Type of Admission

The distribution of admission types is shown in table 01 and it reveals that majority (182) was from voluntary admissions. Court referral admissions were reported 141 persons.

**Table 01**

Type of Admission	Number of persons	Percentage (%)
Voluntary	182	53
Court referral	141	41
Other	21	6
<b>Total</b>	<b>344</b>	<b>100</b>

Source: Drug Abuse Monitoring System, 2023

## Type of Treatment facilities

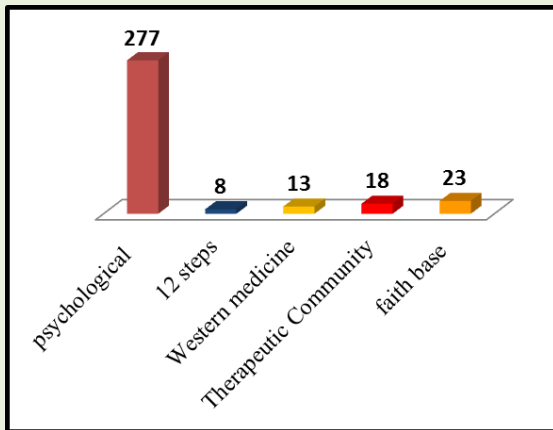
By considering the type of treatment facilities in the first quarter of 2023, majority, 99% (341), of them obtained in house or institutional treatments. Out of the types of drug treatment facilities, “institutional care” can be considered as the frequently wed treatment facility.

## Treatment methods

Persons received treatments were further classified based on the treatment methods, it shows that 81% (277) obtained psychological treatment method as majority. In addition to, Faith Base Treatment Model (23), 12 steps (08)

Western medicine (13) and Therapeutic Community model (18) were also reported.

**Figure 02: Distribution of treatment methods**



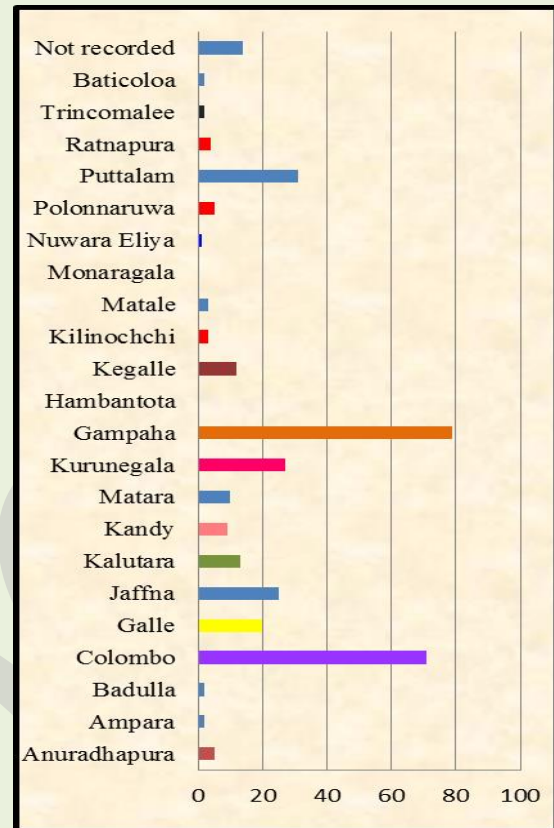
Source: Drug Abuse Monitoring System, 2023

**District**

Considering the number of treatment received persons by districts, it was emphasized that highest number of persons, 79 (23%) were reported from Gampaha district.

However, Colombo (71), Kalutara (13) Kurunegala (27), Kandy (9), Puttalam (31) and Kegalle (12) are the other highlighted districts. Out of the nine provinces, 48% were reported for treatment from Western province, 09% from Southern province and 17% from North Western province and all the details are shown as follows.

**Figure 03: Distribution of treatment admissions by districts**



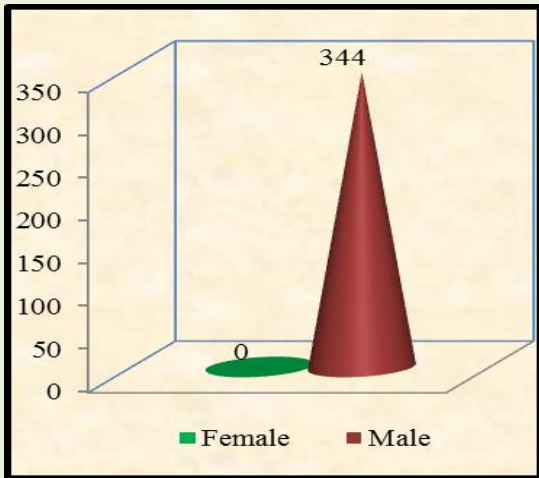
Source: Drug Abuse Monitoring System, 2023

**Gender**

Out of the total treatment admissions of the first quarter of 2023, 100% (344) were males.



**Figure 04: Distribution of treatment admissions by gender**

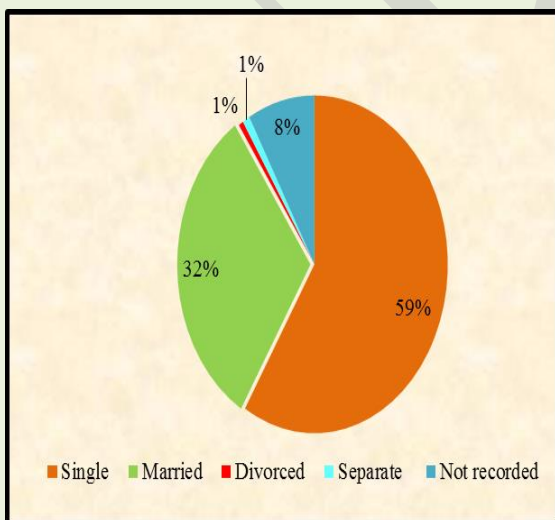


Source: Drug Abuse Monitoring System, 2023

**Marital Status**

Treatment received persons were further classified based on their marital status and it shows that 59% (202) were single and 32% (109) were married. In addition divorced (2) and Separated (3) persons were also reported.

**Figure 05: Distribution of admissions by marital status**

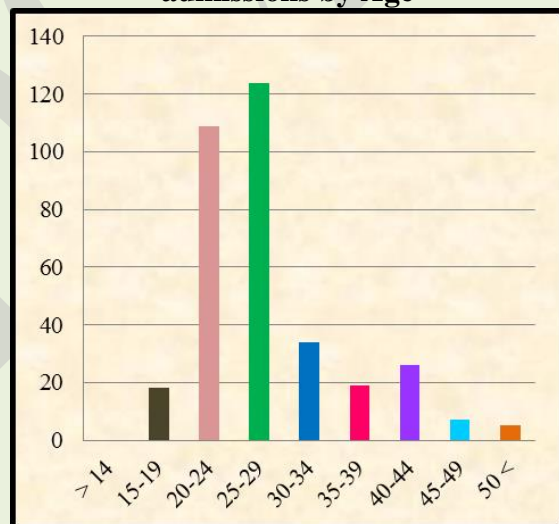


Source: Drug Abuse Monitoring System, 2023

**Age**

Substance abuse is an increasing global socio – medical problem among young/ adolescent males. The distribution of drug related treatment admissions by age is shown in figure 06 and it reveals that majority, 68% (223), of the clients were in age 20-29 range. 10% (34), 6% (19) and 8% (26) were in the range of 30-34, 35-39 and 40-44 years accordingly were reported in first quarter 2023.

**Figure 06: Distribution of treatment admissions by Age**

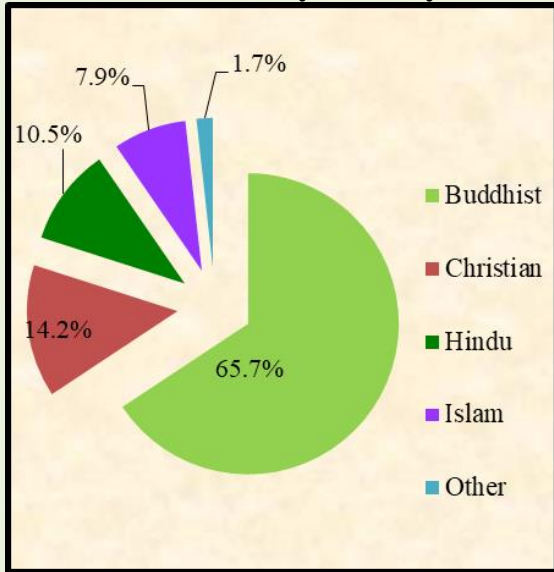


Source: Drug Abuse Monitoring System, 2023

**Ethnicity**

According to the recorded persons by ethnicity wise, 271 (78.8%) were Sinhalese, 27 (7.9%) were Moors and 44 (12.8%) were Tamils. More details are shown in figure 07.

**Figure 07: Distribution of treatment admissions by ethnicity**

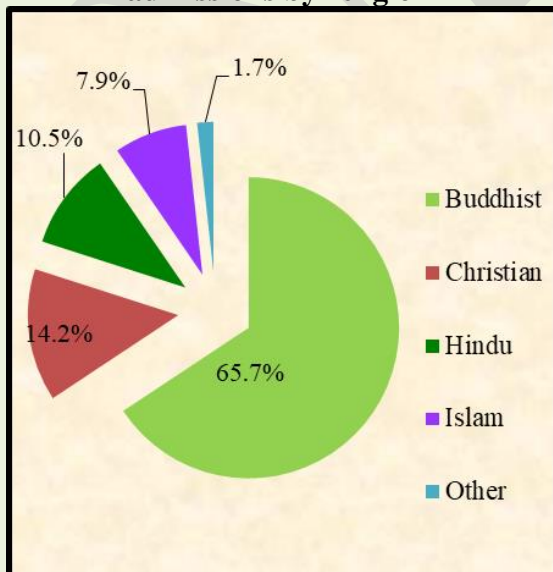


Source: Drug Abuse Monitoring System, 2023

**Religion**

According to the data shown in figure 08, majority, 226 (65.7%) of the clients were Buddhists. 49 (14.2%) Christians, 27 (7.9%) Islam and 36 (10.5%) Hindus.

**Figure 08: Distribution of treatment admissions by religion**

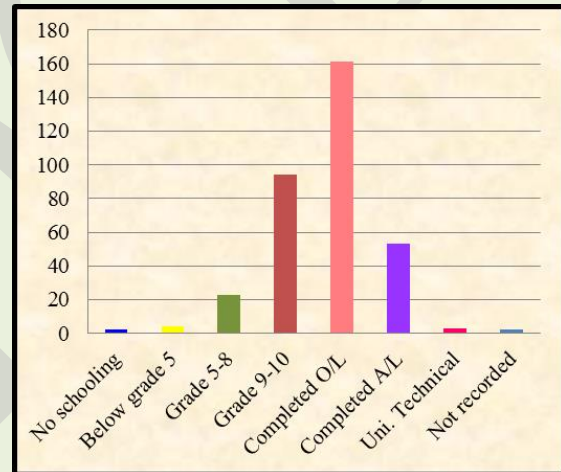


Source: Drug Abuse Monitoring System, 2023

**Educational Status**

Educational background of treatment persons implies that, 35% (121) of them had lower level of (up to grade 10) education and 01% (02) of the persons have never been to school. However, 47% (161) had completed O/L, 15% (53) completed A/L exam and university or technically educated 03 persons.

**Figure 09: Distribution of treatment admissions by education**



Source: Drug Abuse Monitoring System, 2023

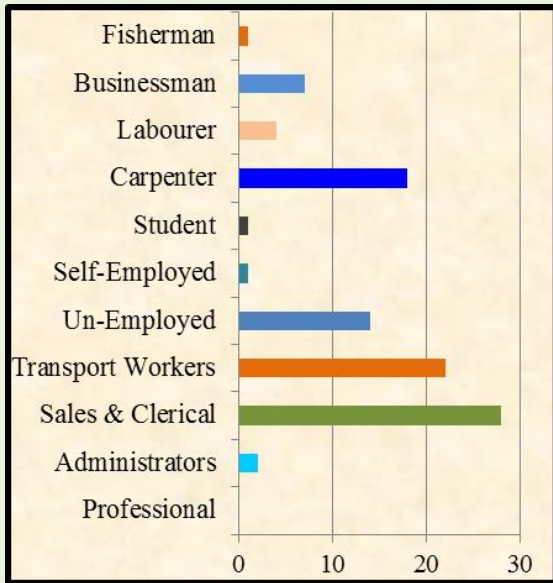
**Employment**

The distribution of the treatment admissions reported by occupation for the period of the first quarter of 2023 is as follows, 18 were labourers, 28 were drivers or transport workers and 4 were businessmen.

In addition to, 2 salesmen, 14 self-employed persons, fishermen 7, Government sector 9, private sector 9,

construction sector 5, others 24, mason 1 and carpenter 1 were reported during the first quarter of 2023.

**Figure 10: Distribution of treatment admissions by employment**



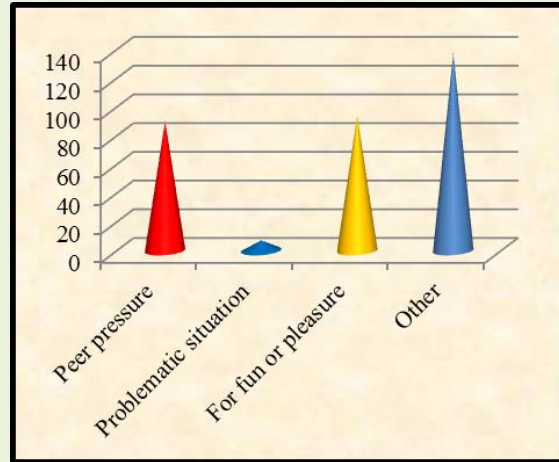
Source: Drug Abuse Monitoring System, 2023

**Influencing factors for drug initiation**

Research currently suggests a considerable number of factors that may contribute to the initiation of drug use. SUD persons who are reported to the treatment services have revealed the factors which effected to their Drug initiation.

Majority (138) had initiated drug use due to other reasons. In addition to that 94 persons were recorded for pleasure and entertainment, 90 persons were recorded for peer pressure and 7 persons were initiate drug use due to problematic situations. All figures are given below.

**Figure 11: influencing factors for drug initiation**

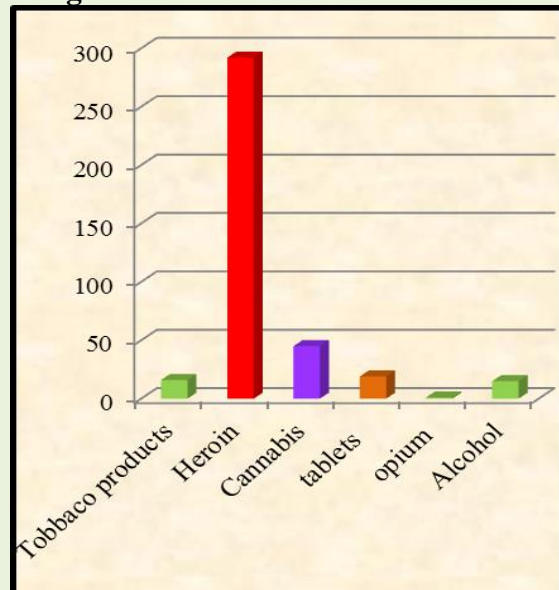


Source: Drug Abuse Monitoring System, 2023

**Drugs**

Data indicates that most of the treatment received clients were multiple drug users. 59 used tobacco, 280 used heroin and 289 used cannabis. Alcohol, tablets and opium users are as follows, 17, 67 and 10. In addition to that 195 methamphetamine users were reported during the first quarter 2023.

**Figure 12: Distribution of clients by Drug use**



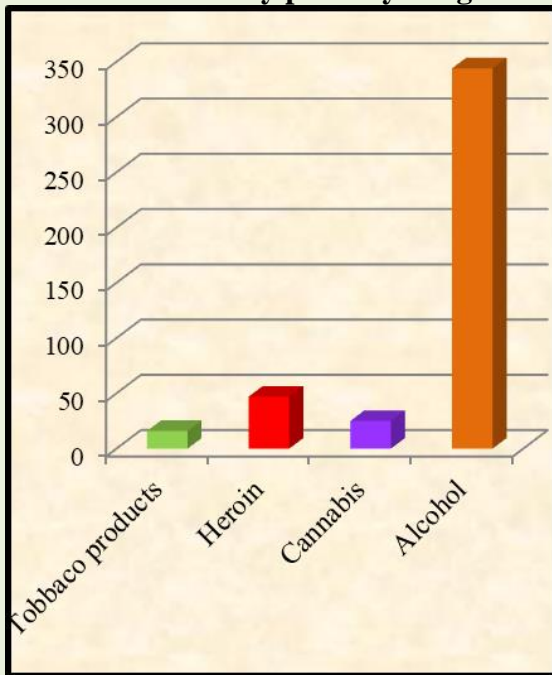
Source: Drug Abuse Monitoring System, 2023



### Primary Drug

As per figures of primary drug use, majority (256) used Tobacco products. Of the total dependents 16 used heroin, 25 used Alcohol and 25 used cannabis as primary drug.

**Figure 13: Distribution of treatment admissions by primary drug**

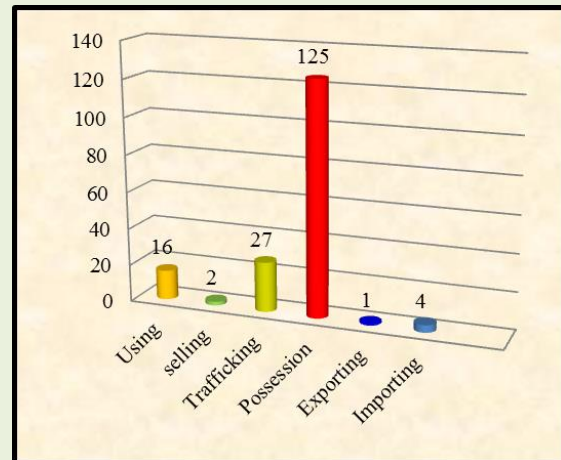


Source: Drug Abuse Monitoring System, 2023

### Nature of offence

Incidents were reported that, persons with substance use disorders have been engaged in drug related offences with different drugs. Out of the treatment received persons, 27 of them have been reported as drug trafficker. 125 persons were arrested for possession of drugs during their life time.

**Figure 15: Distribution of treatment received by drug offence**

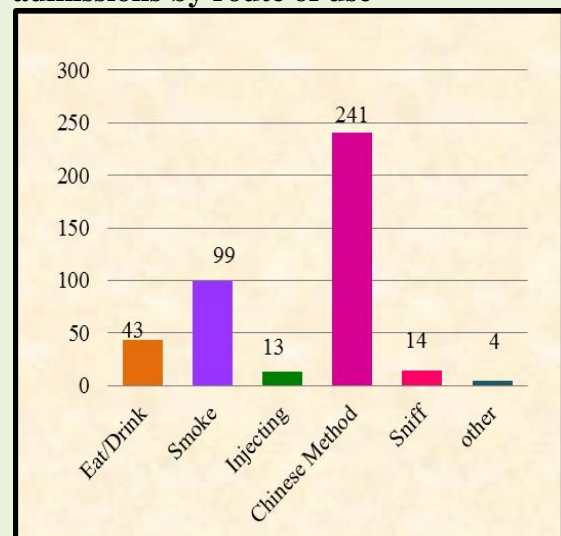


Source: Drug Abuse Monitoring System, 2023

### Route of use

According to the reported data, clients had used more than one method for the consumption of drugs. 24% (99) of them smoked the drug, 10% (43) eat or drink, 58% (241) used Chinese method, 03% (14) used drug-sniffing method and 03% (13) injected the drug.

**Figure 16: Distribution of treatment admissions by route of use**



Source: Drug Abuse Monitoring System, 2023

**Prevention, Treatment & Rehabilitation Centres of NDDCB**

CP/Youth Prevention, Treatment & Rehabilitation Centre  
Mampitiya Estate, Handessa, Peradeniya.  
Tel +94 81 2315504  
Fax +94 81 2315504  
E-mail methsevana@nddcb.gov.lk

WP/Prevention, Treatment & Rehabilitation Centre  
172, Shanthi Mawatha, Thalangama.  
Tel +94 11 2788090  
Fax +94 11 2788090  
E-mail [sethsevana@nddcb.gov.lk](mailto:sethsevana@nddcb.gov.lk)

Prevention, Treatment & Rehabilitation Centre  
Urapola, Nittambuwa.  
Tel +94 33 2283060  
Fax +94 33 2283060  
E-mail navadiganthaya@nddcb.gov.lk

SP/Prevention, Treatment & Rehabilitation Centre  
Unawatuna, Galle  
Tel +94 91 2224443  
Fax +94 91 2224443  
E-mail mithsevana@nddcb.gov.lk

අපූරව ඵලියට එන්න  
ලෝකය දකින්න  
ජීවිතය විදින්න...  
ඔබ වෙනුවෙන් අපි..

ඔබ මතින් නිදහස් නොවන තුරු  
අපූර මිස ඵලිය නොපෙන්නේ..

අමතන්න  
1927

අන්තරායකර මානව පාලක ජාතික මණ්ඩලය  
தேசிய அபாயகர ஔடதங்கள் கட்டுப்பாட்டு சபை  
NATIONAL DANGEROUS DRUGS CONTROL BOARD

Hotline 1927

# OUR SINCERE THANKS TO....

*Mr. Shakya Nanayakkara, Chairman, NDDCB.*

*Mr. A.H. Lakshan De Zoysa, Director General, NDDCB .*

*Commissioner General of Rehabilitation (BCGR) and his staff.*

*Commissioner General of Prison and his staff.*

*Mrs. Bhadrani Senanayake, Director Research, NDDCB.*

*Mr. Roshan Gunawardena, Assistant Director(DPTC), NDDCB.*

*NGOs and other Institutes.*

*Mr. A.T. Darshana, Assistant Director Research, NDDCB.*

*Mrs. Nilukshi Thisera, Mrs. Wasantha, Ms. Dilini Madushani, Research Officers, NDDCB.*

*Ms. Asanka Madubansi, Mr. Arjuna Ranasinghe, Ms. Thushari Walasmulla, Assistant Research Officers, NDDCB.*

*Ms. Awanthi Wijesooriya Development Officer, Ms. Bhadra Kumari Research Assistant, NDDCB .*

*Mr. Tharindu Nawarathna, Manager (IT), Mrs. Samantha Weerasekara, System Analyst NDDCB.*

*Mr. Thilina Priyanakara, IT Assistant, NDDCB.*

*Staff of the Administrative and Finance Division, NDDCB.*

Research Division,  
National Dangerous Drugs Control Board,  
NO. 383, Kotte Road,  
Rajagiriya.