



STATISTICAL REPORT ON DRUG RELATED ARRESTS IN SRI LANKA

DRUG ABUSE MONITORING SYSTEM

VOL : 65

January - June 2023



Research Division

National Dangerous Drugs Control Board

383, Kotte Road, Rajagiriya.

Tel: 2868794-6 Fax: 2868791-2 Hot Line:1984

E-mail: mail@nddcb.gov.lk

Web: www.nddcb.gov.lk

Introduction

The general objective of the Drug Abuse Monitoring System (DAMS) is to establish a sound database for effective programme planning and monitoring. Specific objectives of the Reporting System are as follows:

- To determine the incidence, prevalence and characteristics of drug users who come for treatment, reporting institutions or practitioners.
- To monitor the trends and patterns in drug use
- To determine and describe the at risk groups in the population
- To be an 'early warning system' to permit early programme responses

The information given in this report is mostly from Police Stations Island wide and Police Narcotic Bureau.

The Instrument of the Reporting Form used for reporting on drug users contains core items on:

- a. Demographic characteristics
- b. Drugs used
- c. Route of use
- d. Gender
- e. Frequency of drug use
- f. Nature of offence

Contents

Introduction	1
Abstract	2
Gender	3
District	3
Age	4
Ethnicity	5
Religion	5
Marital status	6
Educational status	6
Drug	7
Route of use	7
Employment	8
Nature of offence	8

Compiled by :

Research Division

Abstract

This is an analytical report on persons arrested for drug related offences, received to the Drug Abuse Monitoring System (DAMS) from January to June 2023. Total arrests were reported from Island wide police stations on daily basis.

According to the data recorded in data base from January to June 2023, 19,544 persons were arrested for drug related offences and out of that 10,396 (52.8%) were Cannabis users. The highest proportions, 7,778 of arrests were in aged 25 to 29. The majority, 2,077 seizures were reported from Colombo district and 19% from Western province.

Among the arrests, 98% were male and 2% was female. And it further indicates, 10,029 persons (51.3%) were married and 7,621 (38.9%) were single. When considering their educational background, highest amount of drug use was reported from those who completed O/L. Twelve persons were reported as professionally qualified.

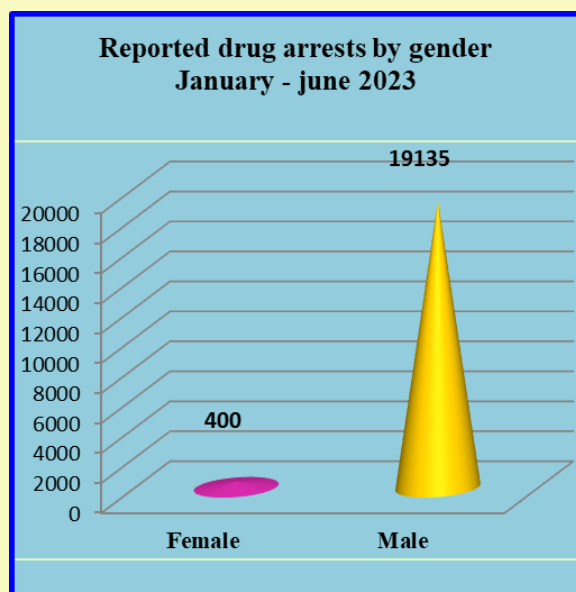
According to the ethnicity 75.9% of arrests were Sinhalese, 9.0% Tamils, 7.0% Moors, 0.6% Malays and 0.1% Burghers and they were further classified by their religion as Buddhists (72.6%), Islam (7.6%), Hindus (7.6%) and Christians (4.8%).

The distribution of the arrestees reported by occupation for the period of January to June 2023 is as follows, 23% were labourers, unemployed were 12.8%, farmers were 8.8% and drivers or transport workers were 3.2%.

Gender

Gender is not a deciding factor any more when it comes to drug consumption or related offences and it clearly shown in Fig.1. 19,135 (98%) persons were male and 400 (2%) were females. Compare to 2022, the number of male and female arrests has been decreased.

Figure 01



Source:- Drug Abuse Monitoring System - 2023

District

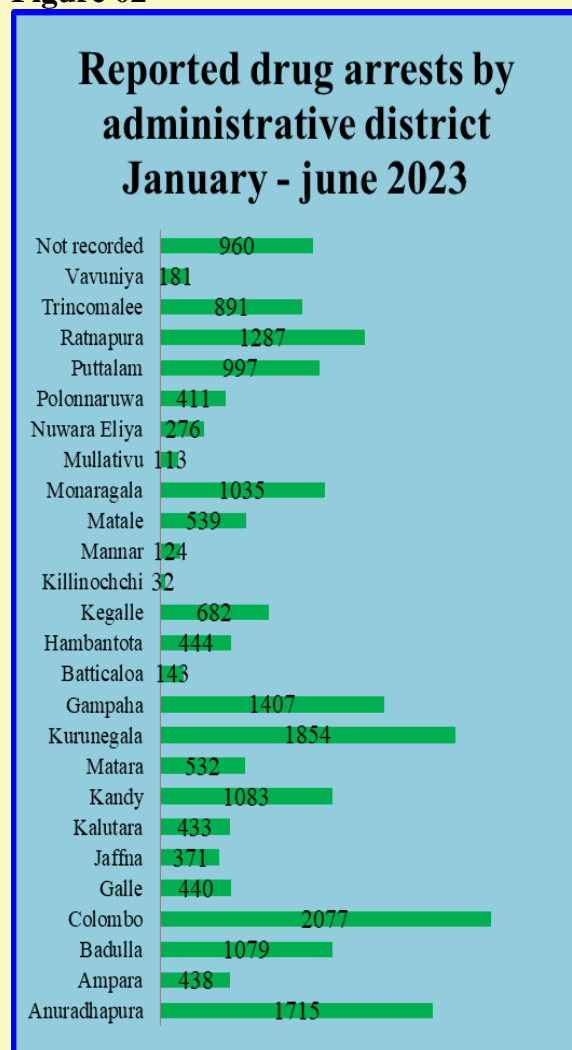
Reported data were further classified by districts. It emphasized illicit drugs are not only confined to Colombo but exists in remote and rural areas as well. Figure 2 illustrate the prevalence of drug arrest by districts and provinces.

The maximum number of arrests, 2,077 (10.6%), were reported from Colombo and out of the nine provinces Western Province (19%) was the highest drug related offences taking place and North

Western Province has become the 2nd place (14.1%).

Some arrest district wise as follows, 1,083 (5.5%) from Kandy, 1,407 (7.2%) from Gampaha, 997 (5.1%) from Puttalam, 1,854 (9.4%) from Kurunegala, 1,715 (8.8%) from Anuradapura, 1,079 (5.5%) from Badulla 1,035 (5.3%) from Monaragala, 1,287 (6.6%) were from Ratnapura, 539 (2.7%) from Matale and 444 (2.2%) from Hambantota.

Figure 02



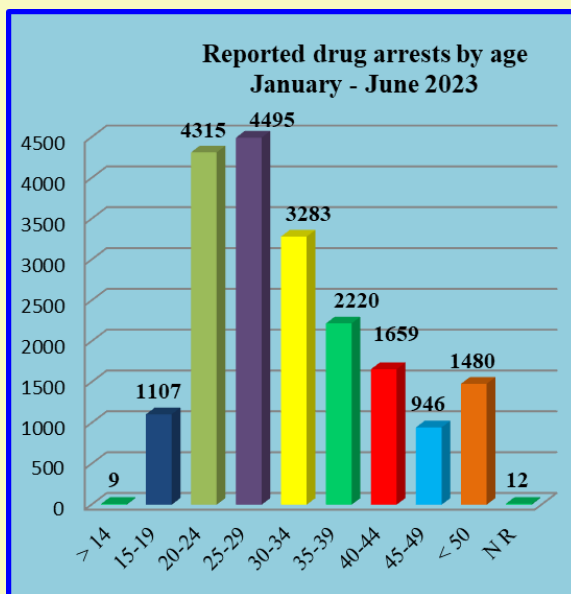
Source:- Drug Abuse Monitoring System - 2023

Age

According to the classification of drug related arrests by age, (Fig. 03) clearly indicates that highest percentage (23%) were in aged 25-29.

The distribution of drug related arrests by age is shown in figure 04 and it reveals that majority, 22% (4,315), 16.8% (3,283), and 11.3% (2,220) were in the range of 20-24, 30-34 and 35-39 years accordingly. 1,659 were reported for age category of 40-44.

Figure 03

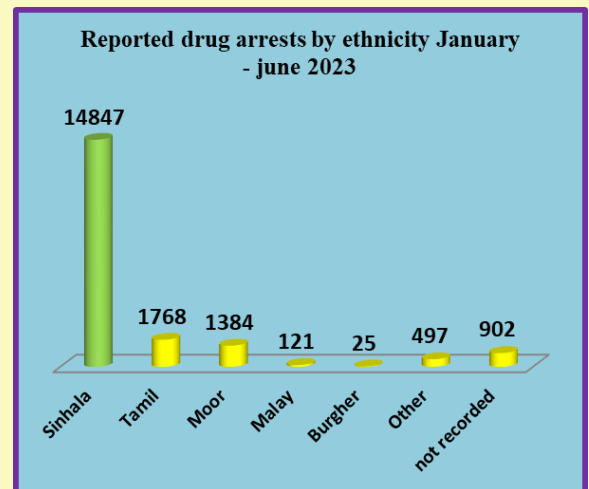


Source:- Drug Abuse Monitoring System - 2023

Ethnicity

During the period of January to June 2023, the number of arrests reported by ethnicity wise is as follows, 14,847 (75.9%) were Sinhalese, 1,384 (7.0%) Moors, 1,768 (9.0%) Tamils, 121 (0.62%) Malays, 25 (0.1%) Burghers and 497 (2.5%) were others.

Figure 04

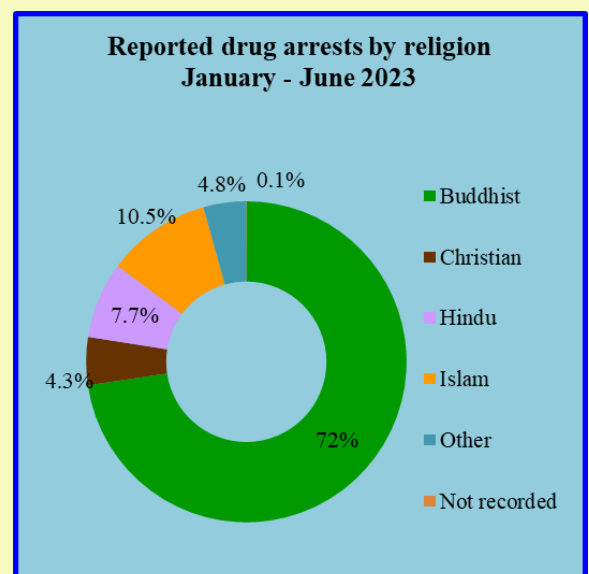


Source:- Drug Abuse Monitoring System - 2023

Religion

According to the data shown in Fig 05, 14,200 (72.6%) were Buddhists, 1,502 (7.6%) Hindus, 944 (4.8%) Christians and 2,054 (10.5%) were Islam accusers. It clearly shows that majority of arrests were Buddhists.

Figure 05

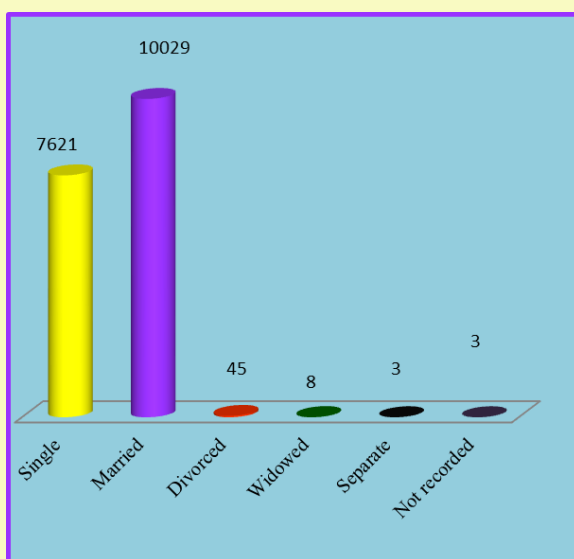


Source:- Drug Abuse Monitoring System - 2023

Marital Status

Among the persons arrested in January to June 2023, 7,621 (38.9%) were single, 10,029 (51.3%) were married, and 45 (0.2%) were divorced. It had been reported 03 separated and three cohabiting persons as well.

Figure 06



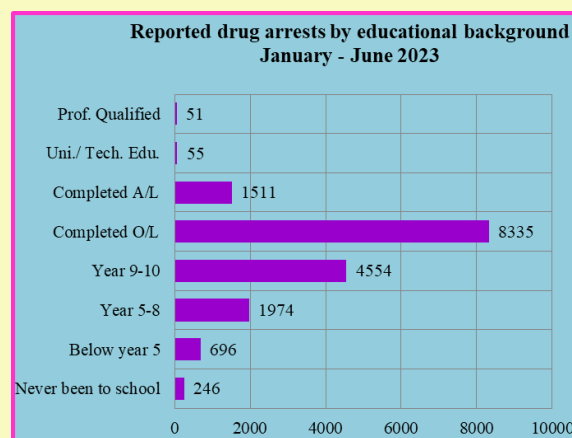
Source:- Drug Abuse Monitoring System - 2023

Educational status

Persons arrested on drug related offences were further classified based on their educational level. Majority of them were somewhat educated, 37% of them studied up to grade 5-10.

55 university or technically educated persons and 06 professionally qualified were also reported. However 246 (1.2%) of them were never been to school.

Figure 7



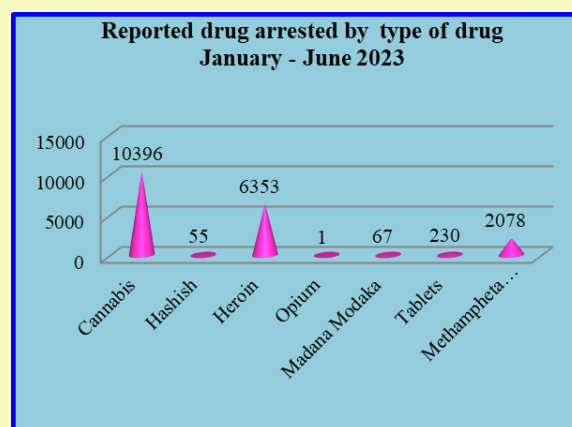
Source:- Drug Abuse Monitoring System - 2023

Drug related arrests by drug

According to the reported data, people arrested mostly for Cannabis and Heroin related offences. Their figures are as follows 10,396 (52.8%) for cannabis and 6,353 (32.2%) for heroin. Nevertheless 2,078 Methamphetamine users and 55 Hashish users were recorded.

In addition to above illicit drug users, 452 were arrested for other drugs, such as tablets tobacco powder (dumkudu), Babul, hans and Panpara in January to June of 2023.

Figure 08



Source:- Drug Abuse Monitoring System - 2023

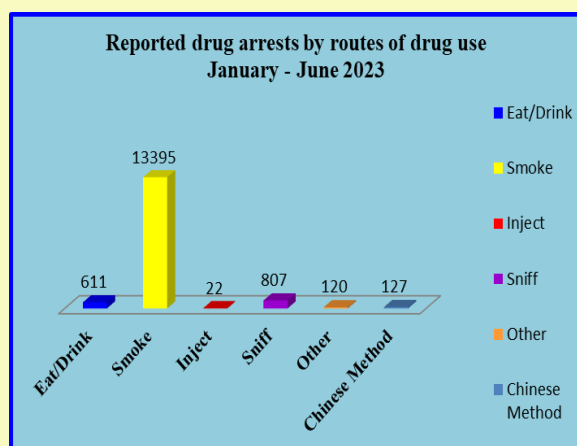
Routes (Method) of drug use

Persons who arrested for drug related offences have used different methods to use drugs.

Data imply that smoking 13,395 (88.8%), eating or drinking 807 (5.3%) and sniffing 807 (5.3%). Chinese method 127 (0.8%) are the common drug using methods in Sri Lanka.

However 22 of drug injectors were also reported and fluctuated of those data are shown in Fig 09.

Figure 09



Source:- Drug Abuse Monitoring System - 2023

Employment

The distribution of the arrestees reported by occupation for the period of January to June 2023 is as follows, 4,481 were labourers, 2,517 were unemployed, 1,724 were farmers and 626 were drivers or transport workers.

Table 01

Employment	Number	%
Professional	551	2.82
Managers / Administrators	8	0.04
Sales & Clerical	67	0.34

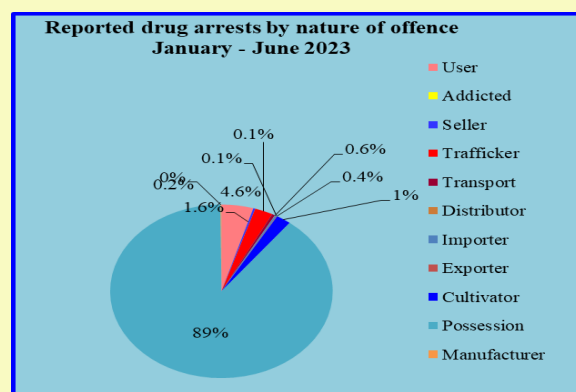
Drivers / Transport Workers	626	3.2
Agro based Workers	354	1.81
Un-Employed	2517	12.88
Self-Employed	773	3.96
Students	50	0.26
Laborers	4481	22.93
Businessman	613	3.14
Fisherman	621	3.18
Farmers	1724	8.82
Mason	222	1.14
Carpenter	80	0.41
Sex-Worker	9	0.05
Government Sector	30	0.15
Private sector	250	1.28
Construction sector	86	0.44
NA	4316	22.08
Other	2166	11.08

Source:- Drug Abuse Monitoring System - 2023

Nature of Drug Offence

Among the total number of drug related arrests, 17,821 (89.3%) were arrested as possessions 57 (0.3%) as drug sellers and 429 (2.1%) were drug cultivators. In addition to that trafficker (525), distributor (04), financier (01), Manufacturer (25) were also reported in January to June of 2023.

Figure 10



Source:- Drug Abuse Monitoring System - 2023

Prevention, Treatment & Rehabilitation Centres of NDDCB

WP/Prevention, Treatment &
Rehabilitation Centre
172, Shanthi Mawatha, Thalangama.
Tel - +94 11 2788090
Fax - +94 11 2788090
E-mail - sethsevana@nddcb.gov.lk

CP/Youth Prevention, Treatment &
Rehabilitation Centre
Mampitiya Estate, Handessa,
Peradeniya.

Tel - +94 81 2315504
Fax - +94 81 2315504
E-mail - methsevana@nddcb.gov.lk



Prevention, Treatment & Rehabilitation
Centre

Urapola, Nittambuwa.

Tel - +94 33 2283060
Fax - +94 33 2283060
E-mail -
navadiganthaya@nddcb.gov.lk



SP/Prevention, Treatment &
Rehabilitation Centre
Unawatuna, Galle.

Tel - +94 91 2224443
Fax - +94 91 2224443
E-mail - mithsevana@nddcb.gov.lk



OUR SINCERE THANKS TO

Shakya Nanayakkara, Chairman - NDDCB

Mr. A. T. Darshana, Assistant Director (Research) - NDDCB

Mr. Samantha Wijesekara, Director - Police Narcotic Bureau.

OICs of the Police Stations in Islandwide.

Ms. Nilukshi Thissera, Ms. Dilini Madushani, Ms. Nilani Renuka, Ms. Hansika Kethumall, Mr. Wasantha Kumara, - Research Officers, NDDCB.

Ms. Asanka Maduhansi, Ms. Jayani Ranasinge, Ms. Thushari Walasmullage, Assistant Research Officer - NDDCB.

Ms. Bhadara Kumari, Research Assistant - NDDCB

Ms. Samantha Weerasekara, System Analyst/ Programmer, NDDCB.

Mr. Thilina Priyankara, IT Assistants - NDDCB

Staff of the Administrative and Finance, NDDCB.

For their co-operation and generous contributions

If undelivered please return to :

**Research Division
National Dangerous Drugs Control Board
383, Kotte Road, Rajagiriya.**