

Status Report 2020

Month of January

Preventive Education and Training Division
National Dangerous Drugs Control Board

School Based Awareness and Prevention Programme

Sub Number	Date	Venue of the Programme Conducted	Number of participants				Respective District
			Students	Teachers	Parents	Officers	
01	02 01 2020	Mahanaga Maha Vidyalaya Ke-Galle	530	18	00	00	Ke-Galle
02	03 01 2020	Dharmapala Maha Vidyalaya Kottawa	150	07	00	01	colombo
03	06 01 2020	National College Bulathsinghala Mathugama	250	05	00	00	Kaluthara
04	07 01 2020	Ambanpola Central College Ambanpola	175	05	00	00	Kurunegala
05	09 01 2020	Ulpathgama Kanista Vidyalaya Hasalaka	120	00	00	00	Kandy
06	09 01 2020	Hettrippuwa Kanista Vidyalaya Lihiriyagama	105	04	00	00	Kurunegala
07	09 01 2020	Rahula Maha Vidyalaya Nadalagamuwa	85	03	00	00	Kurunegala
08	10 01 2020	Air Scouts Schools Air Scouts Rathmalana and Koggala	127	00	00	00	Galle
09	13 01 2020	Weeraketiya Rajapaksha Maha Vidyalaya 1 st Programme	500	07	00	00	Hambanthota
10	13 01 2020	Weeraketiya Rajapaksha Maha Vidyalaya Hambanthota 2 nd Programme	250	06	00	00	Hambanthota
11	14 01 2020	<ul style="list-style-type: none"> ▪ C W W Kannangara Maha Vidyalaya ▪ Vishaka Balika Vidyalaya 	27	03	00	00	Colombo
12	14 01 2020	Dammaloka Vidyalaya Giriulla	60	03	00	00	Kurunegala
13	14 01 2020	Rathnasara Vidyalaya Sandarawala	320	00	00	00	Galle
14	14 01 2020	Kirindiwela Central College Kirindiwela	200	10	00	00	Gampaha
15	16 01 2020	Hapugoda Maha Vidyalaya Hapugoda	345	00	00	00	Kaluthara
16	17 01 2020	Janadhipathi Maha Vidyalaya Maharagama	110	03	00	02	Colombo
17	20 01 2020	Rajasinghe Vidyalaya Padukka	250	15	05	01	Colombo
18	20 01 2020	Darmaloka Maha Vidyalaya Ingiriya	150	00	00	00	Kaluthara
19	20 01 2020	Rajapaksha National School Weeraketiya 1 st programme	500	05	00	00	Hambanthota
20	20 01 2020	Kelani Maha Vidyalaya Kelaniya	50	00	00	00	Gampaha
21	20 01 2020	Rajapaksha National school Weeraketiya 2 nd Programme	450	05	00	00	Hambanthota

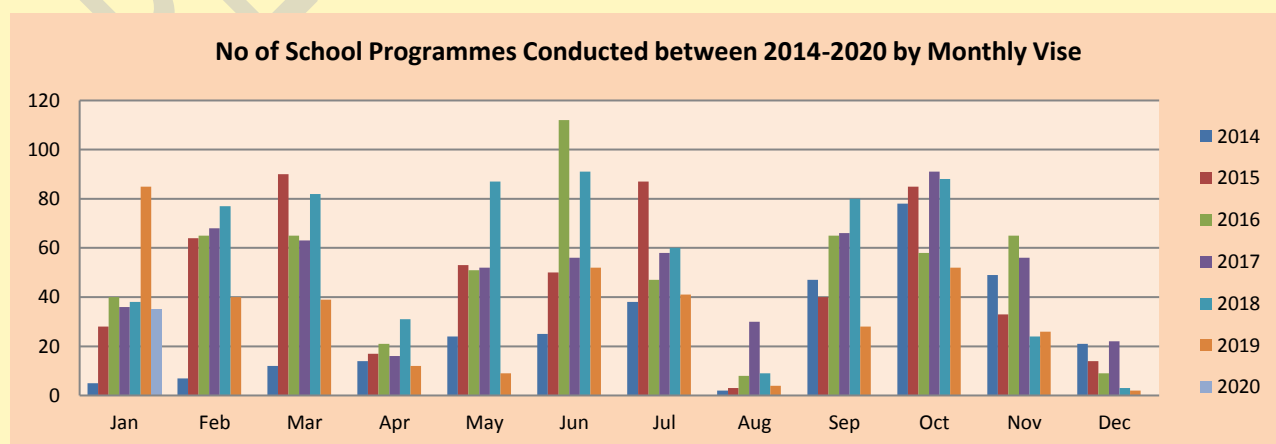


22	23 01 2020	Olaboduwa Sri Sumangala Maha Vidyalaya Moragahahena	300	00	00	00	Kaluthara
23	23 01 2020	R.K.M Vidyalayam Kaaralthirai	72	00	00	00	Ampara
24	24 01 2020	Vanni Vidyalayam Central Camp Ampara	70	00	00	00	Ampara
25	24 01 2020	Thaxila Maha Vidyalaya Horana	80	00	00	00	Kaluthara
26	28 01 2020	Sagarapalansooriya Maha Vidyalaya Handapanagoda	110	00	00	00	Kaluthara
27	28 01 2020	Palawa Maha Vidyalaya Muruthalawa Pilimathalawa 1 st Programme	60	00	00	00	Kandy
28	28 01 2020	Palawa Maha Vidyalaya Muruthalawa Pilimathalawa 2 nd Programme	38	00	00	00	Kandy
29	28 01 2020	Narangolla Maha vidyalaya Narangolla	50	03	00	00	Kurunegala
30	28 01 2020	Alabeddegama Sinhala Vidyalaya Pannala	55	02	00	00	Kurunegala
31	28 01 2020	Mahabodhi Maha Vidyalaya Maradhana	180	00	00	00	Colombo
32	29 01 2020	Royal College Dodampahala	135	00	00	00	Mathara
33	30 01 2020	Al Safa Vidyalayam Irakkamam	52	00	00	00	Ampara
34	30 01 2020	Millawa Maha Vidyalaya Horana	50	00	00	00	Kaluthara
35	31 01 2020	Sangaraja Maha Vidyalaya Colombo 10	150	08	00	00	Colombo
Total Number of participants			6156	112	00	04	Total 6272

(Tabl81e 01)

Physical Target	Annual	1 st Q	Month of January	Month of February	Month of March	2 nd Q	Month of April	Month of May	Month of June	3 rd Q	Month of July	Month of August	Month of September	4 th Q	Month of October	Month of November	Month of December
Programmes	500	200	40	70	90	100	20	40	40	100	46	07	47	100	60	36	04
Physical Achievement	35	35	35														
Physical Achievement as %	7%	17.5%	87.5%														
Students	1 30 000	40 000	5000	16 000	18 000	30 000	500 0	12 500	12 500	30 000	14 000	2000	14 000	30 000	14 000	15 000	100 0
Physical Achievement	627 2	627 2	6272														
Physical Achievement as %	4.82 %	15.68 %	125.44 %														

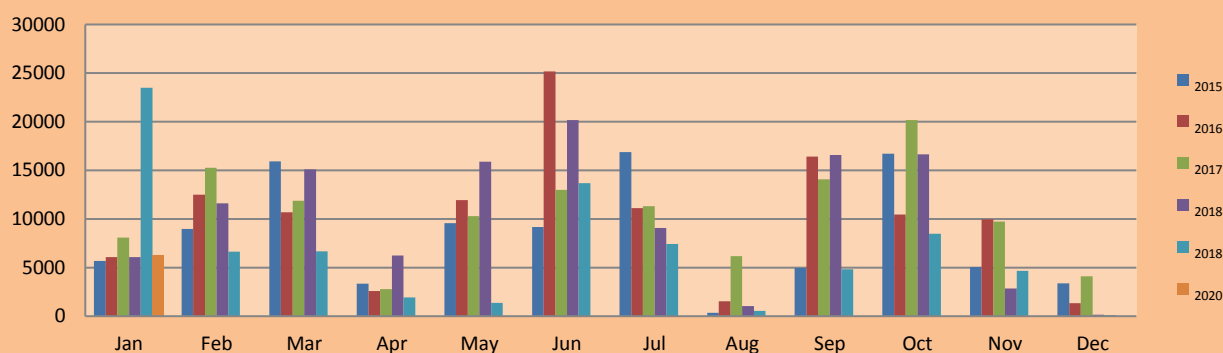
Table 2



Graphic No 01



**No of Participants who Educated drug prevention through Schools programme
2014-2020 by Monthly Vise**



Graphic No 02

Vocational Training Institutions and Tertiary Education Institutions

Sub Number	Date	Venue of the programme conducted	Number of participants				Respective District
			Students	Teachers	Parents	Officers	
01	02 01 2019	Vocational Training Institute Pannipitiya	40	00	00	00	Colombo
02	02 01 2020	Vocational Training Institute Maharagama	45	00	00	00	Colombo
03	03 01 2020	Vocational Training Institute Yakkalamulla	100	00	00	00	Galle
04	03 01 2020	Vocational Training Institute Galle	89	00	00	00	Galle
05	03 01 2020	Vocational Training Institute Rajagiriya	200	00	00	00	Colombo
06	06 01 2020	Vocational Training Institute Boossa	40	00	00	00	Galle
07	06 01 2020	Vocational Training Institute Hikkaduwa	84	00	00	00	Galle
08	06 01 2020	Vocational Training Institute Dikwella	30	00	00	00	Mathara
09	06 01 2020	Vocational Training Institute Katabogedara	25	02	00	00	Kandy
10	07 01 2020	Vocational Training Institute Rathmalana	135	02	00	00	Colombo
11	07 01 2020	Vocational Training Institute Katanwila	20	00	00	00	Mathara
12	07 01 2020	Vocational Training Institute Niyagama	300	00	00	00	Galle
13	07 01 2020	Vocational Training Institute Pahalagama Gampaha	45	00	00	00	Gampaha
14	07 01 2020	Jayaraj Fernandopullei Vocational Training Institute Katana	65	00	00	00	Gampaha
15	07 01 2020	Vocational Training Institute Awissawella	40	00	00	00	Colombo
16	07 01 2020	Vocational Training Institute Padukka	180	00	00	00	Colombo



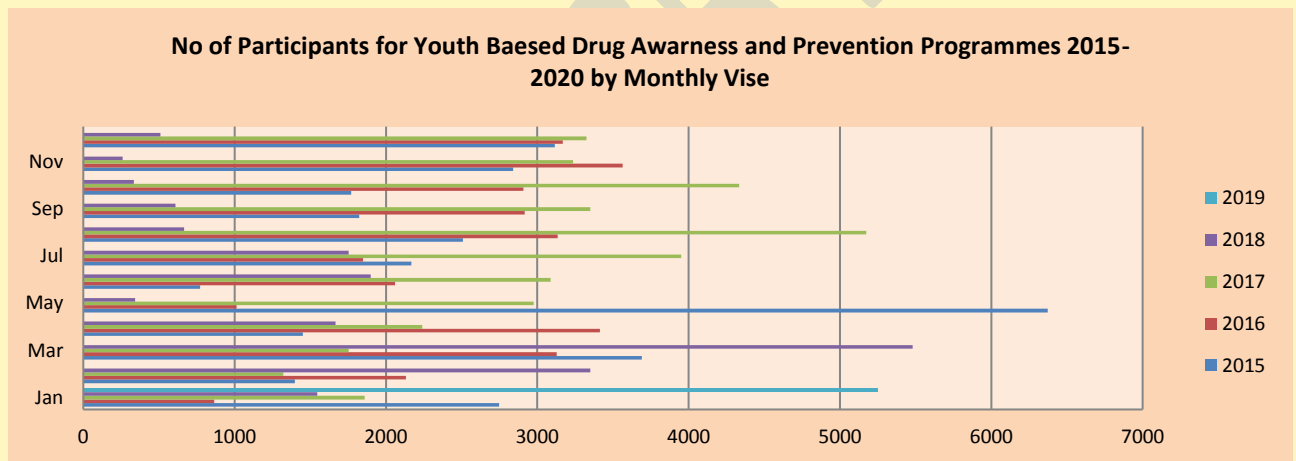
17	07 01 2020	Vocational Training Institute Narahenpita	250	00	00	00	Colombo
18	08 01 2020	Technical College Ke-Galle	250	00	00	00	Ke-Galle
19	08 01 2020	Vocational Training Institute Weyangoda	200	00	00	00	Gampaha
20	08 01 2020	Vocational Training Institute Wellawatta	40	00	00	00	Colombo
21	09 01 2020	Vocational Training Institute Urawaththa	47	00	00	00	Galle
22	09 01 2020	Vocational Training Institute Narahenpita	300	04	00	00	Colombo
23	09 01 2020	Vocational Training Institute Walana	46	00	00	00	Kaluthara
24	09 01 2020	Vocational Training Institute Akuressa	70	00	00	00	Mathara
25	09 01 2020	Vocational Training Institute Panapitiya	85	00	00	00	Kaluthara
26	13 01 2020	Vocational Training Institute Kumbalgama	60	00	00	00	Mathara
27	13 01 2020	Samanabedda Vocational Training Institute Hanwella	55	00	00	00	Colombo
28	13 01 2020	Vocational Training Institute Walagama Bandaragama	40	00	00	00	Kaluthara
29	13 01 2020	Vocational Training Institute Marawila	150	00	00	00	Puttalam
30	14 01 2020	Vocational Training Institute Rajagiriya	120	00	00	00	Colombo
31	14 01 2020	Vocational Training Institute Hunupitiya	55	00	00	00	Gampaha
32	14 01 2020	Lion's Vocational Training Institute Wattala	55	00	00	00	Gampaha
33	14 01 2020	Vocational Training Institute Urubikka	74	00	00	00	Mathara
34	16 01 2020	Nesec Vocational Training Institute Ranmuthugala	100	00	00	00	Gampaha
35	16 01 2020	Vocational Training Institute Kahawa	75	00	00	00	Galle
36	17 01 2020	Youth Centre Yatawatta	70	02	00	00	Hambanthota
37	17 01 2020	Vocational Training institute Gothatuwa	50	02	00	00	Colombo
38	17 01 2020	Vocational Training Institute Dankotuwa	45	00	00	00	Puttalam
39	20 01 2020	Vocational Training Institute Morawaka	63	00	00	00	Mathara
40	20 01 2020	Vocational Training Institute Mirijjawila	110	01	00	00	Hambanthota
41	21 01 2020	Vocational Training Institute Kandeviharaya Aluthgama	102	00	00	00	Kaluthara
42	22 01 2020	Korea National Vocational Training Institute (KTEC) Orugodawaththa	150	02	00	00	Colombo
43	23 01 2020	Vocational Training institute Ruhunugama	65	00	00	00	Mathara
44	24 01 2020	Vocational Training Institute Kotuwegoda	80	00	00	00	Mathara
45	24 01 2020	Vocational Training Institute Paramulla	15	00	00	00	Mathara
46	27 01 2020	Vocational Training Institute Horana	120	00	00	00	Kaluthara
47	27 01 2020	Vocational Training Institute Koggala	175	00	00	00	Galle
48	28 01 2020	Vocational Training Institute Ginimellagaha	21	00	00	00	Galle
49	29 01 2020	Auto Mobile Engineering Institute Orugodawaththa	65	02	00	00	Colombo
50	30 01 2020	Vocational Training Institute Elpitiya	213	00	00	00	Galle
51	30 01 2020	Youth Crops Lunugamwehera	90	00	00	00	Hambanthota

52	30 01 2020	Youth Crops Yakkala	180	00	00	00	Gampaha
53	31 01 2020	Youth Crops Weerawila	110	05	00	00	Hambanthota
Total Number of Participants			5234	17	00	00	Total 5251

Table No 03

Physical Target	Annual	1 st Q	Month of January	Month of February	Month of March	2 nd Q	Month of April	Month of May	Month of June	3 rd Q	Month of July	Month of August	Month of September	4 th Q	Month of October	Month of November	Month of December
Programmes	150	60	30	15	15	40	10	15	15	20	10	10	00	20	05	15	10
Physical Achievement	53	53	53														
Physical Achievement as %	35.33%	88.33%	176.66%														
Students	22000	12000	5000	3500	3500	7000	1000	3000	3000	4000	2000	2000	00	4000	1000	2000	1000
Physical Achievement	5251	5251	5251														
Physical Achievement as %	23.86%	43.75%	105.02%														

Table No 04



Graphic No 03

Parenting and Early Childhood Prevention Programme

Sub Number	Date	Venue of the programme conducted	Number of participants				Respective District
			Parents	Pregnant Mothers	Officers	Community	
01	02 01 2020	MFCD Head Office Sainthamarthu	40	00	00	00	Ampara
02	05 01 2020	Roman Catholic Church Kal-Eliya Ja-Ela	100	00	00	00	Gampaha
03	07 01 2020	MFCD Head Office Sainthamarthu	07	00	00	00	Ampara
04	13 01 2020	Vocational Training Institute Marawila	80	00	00	00	Puttalam
05	14 01 2020	Rathnasara Vidyalaya Sandarawala	73	00	00	00	Galle

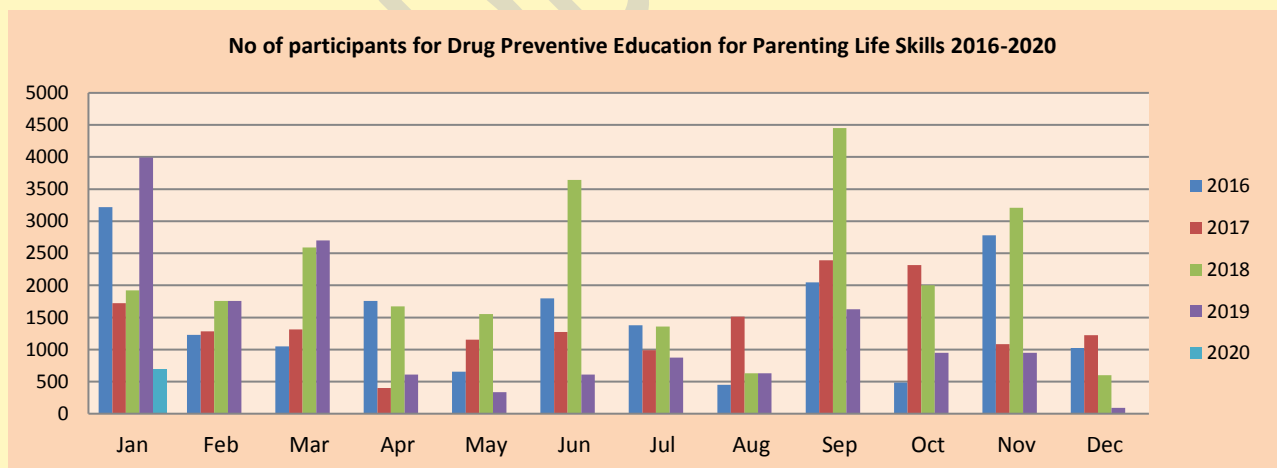


06	16 01 2020	Nesec Vocational Training Institute Ranmuthugala	100	00	00	00	Gampaha
07	24 01 2020	Jayeraj Fernandofullei Vocational Training Institute Katana	60	00	00	00	Gampaha
08	25 01 2020	M O H Horana (Pre-natal Clinic)	00	60	00	00	Kaluthara
09	27 01 2020	Central College Ambanpola	55	00	00	00	Kurunegala
10	28 01 2020	Mahabodhi Maha Vidyalaya Maradhana	50	00	00	00	Colombo
11	30 01 2020	Sumangala College Wariyapola	75	00	00	00	Kurunegala
Total Number of Participants			640	60	00	00	Total: 700

Table no 05

Physical Target	Annu al	1 st Q	Mo nth of Jan uar y	Mo nth of Fe bru ary	Mo nth of Ma rch	2 nd Q	Mo nth of Ap ril	Mo nth of Ma y	Mo nth of Ju ne	3 rd Q	Mo nth of Ju ly	Mo nth of Au gust	Mo nth of Sep:	4 th Q	M o n t h of Oc to ber	M o n t h of No ve m ber	Mo nth of Dec emb er
Programmes	200	80	25	25	30	50	20	15	15	40	15	10	15	30	10	10	10
Physical Achievement	11	11	11														
Physical Achievement as %	5.5 %	13.75 %	44 %														
Parents and Pregnant Mothers	22 000	8000	4000	2000	2000	6000	2000	2000	2000	5000	2000	1000	2000	4000	1000	1500	1500
Physical Achievement	700	700	700														
Physical Achievement as %	3.18 %	8.75 %	17.5 %														

Table No 06



Graphic No 04



International Schools

Sub Number	Date	Venue of the programme conducted	Number of participants				Respective District
			Students	Teachers	Parents	Officers	
Total Number of Participants			58	00	00	00	Total 58

Table No 07

Physical Target	Annual	1 st Q	Month of January	Month of February	Month of March	2 nd Q	Month of April	Month of May	Month of June	3 rd Q	Month of July	Month of August	Month of September	4 th Q	Month of October	Month of November	Month of December
Programmes	10	3	1	1	1	4	1	2	2	2	01	01	00	01	00	01	00
Physical Achievement	00	00	00														
Physical Achievement as %	00	00	00														
Students	2000	700	300	200	200	1000	300	600	100	200	100	100	00	100	00	100	00
Physical Achievement	00	00	00														
Physical Achievement as %	00	00	00														

Table No

University Preventive Education Programme

Sub Number	Date	Venue of the programme conducted	Number of participants				Respective District
			Students	Teachers	Parents	Officers	
01	07 01 2020	Faculty of Engineering University of Moratuwa Sinhala Medium Lecture	450	00	00	00	Colombo
02	07 01 2020	Faculty of Aquatec University of Moratuwa Sinhala Medium Lecture	400	04	00	00	Colombo
03	07 01 2020	Faculty of Engineering University of Moratuwa Tamil Medium Lecture	80	00	00	00	Colombo
04	07 01 2020	Faculty of Aquatec University of Moratuwa Sinhala Tamil Lecture	80	00	00	00	Colombo
05	09 01 2020	Faculty of Management University of Ruhuna Mathara	300	03	00	00	Mathara
06	16 01 2020	Faculty of Medicine University of Kelaniya Ragama	45	01	00	00	Gampaha
Total Number of Participants			1355	08	00	00	Total: 1363

Table No 09



Physical Target	Annual	1 st Q	Month of January	Month of February	Month of March	2 nd Q	Month of April	Month of May	Month of June	3 rd Q	Month of July	Month of August	Month of September	4 th Q	Month of October	Month of November	Month of December
Programmes	20	10	05	03	02	03	01	01	01	04	02	01	01	03	01	01	01
Physical Achievement	06	06	06														
Physical Achievement as %	30%	60%	120%														
Students	4000	2000	1000	600	400	500	150	150	200	900	500	200	200	600	200	200	200
Physical Achievement	1363	1363	1363														
Physical Achievement as %	34.07%	68.15%	136.3%														

Table No 10

Dhamma School Prevention Education Programmes

Sub Number	Date	Venue of the programme conducted	Number of participants				Respective District
			Students	Teachers	Parents	Bikkus	
01	05 01 2020	Roman Catholic Church Kaleliya Ja-Ela	200	00	00	00	Gampaha
02	12 01 2020	Sri Vijayarama Viharaya Diwalakada Bulathsinghala	84	00	40	00	Kaluthara
03	12 01 2020	Sri Aththadassi Daham Pasala Paluwella Kurunegala	84	00	00	00	Kurunegala
04	18 01 2020	Sri Wanarathana Dhamma School Padukka	150	00	00	00	Colombo
05	18 01 2020	Sri Dhammapala Dhamma School Malagoda Padukka	100	00	00	00	Colombo
06	18 01 2020	Sri Winnayadhamma Dhamma School Thummodara Padukka	50	00	00	00	Colombo
07	18 01 2020	Sri Suddharmarama Damma school Madulawa Padukka	100	00	00	00	Colombo
08	18 01 2020	Sri Sommananda Dhamma School Galagedara Padukka	100	00	00	00	Colombo
09	18 01 2020	Sri Rewatha Dhamma school Kuragala Padukka	80	00	00	00	Colombo
10	18 01 2020	Sri Sudharma Dhamma School Bope Padukka	100	00	00	00	Colombo
11	18 01 2020	Sri Wanarathana Dhamma School Meeriyagalla Padukka	80	00	00	00	Colombo
12	18 01 2020	Sri Priyarthana Dhamma School Angampitiya Padukka	100	00	00	00	Colombo
13	18 01 2020	Sri Vidyachandra Dhamma School Padukka	100	00	00	00	Colombo
14	18 01 2020	Sri Rathana Dhamma school Wewalpanawa	90	00	00	00	Colombo
15	18 01 2020	Sri Vidyarthna Dhamma school Pitumpe Padukka	80	00	00	00	Colombo
16	18 01 2020	Sri Sugathawansa Dhamma School Poregedara	100	00	00	00	Colombo
17	18 01 2020	Sri Susinodaya Dhamma school Horagala	80	00	00	00	Colombo
18	18 01 2020	Sri Ganawimala Dhamma school Mahingala	90	00	00	00	Colombo
19	18 01 2020	Sri Somalankara Dhamma School Angamuwa	75	00	00	00	Colombo



20	18 01 2020	Sri Yasodhara Dhamma School Beraketiya	75	00	00	00	Colombo
21	18 01 2020	Sri Sudharmarama Dhamma School Horagala	100	00	00	00	Colombo
22	19 01 2020	Sarannankara Damma School Kotikawatta	100	07	20	02	Colombo
23	19 01 2020	Roman Catholic Church Suduwella	75	00	00	00	Gampaha
24	26 01 2020	Olabedda Temple Olabedda	200	00	00	00	Galle
Total Number of Programme and Participants			2393	07	60	02	Total : 2462

Table 11

Physical Target	Annual	1 st Q	Month of January	Month of February	Month of March	2 nd Q	Month of April	Month of May	Month of June	3 rd Q	Month of July	Month of August	Month of September	4 th Q	Month of October	Month of November	Month of December
Programmes	100	40	15	15	10	20	05	05	10	20	10	05	05	20	10	05	05
Physical Achievement	24	24	24														
Physical Achievement as %	24%	60%	160%														
Students	10000	4000	1500	1500	1500	2000	500	500	1000	2000	1000	500	500	2000	1000	500	500
Physical Achievement	2462	2462	2462														
Physical Achievement as %	24.62%	61.55%	164.13%														

Table 12

Individual and Group Counseling and Referrals to Treatment (Siyapatha Counseling Centre Report)

Sub Number	Date	Venue of the programme conducted	Number of participants				Respective District
			Offenders	Community correction	Adductors	Special Needs	
01	Month of January	"Siyapatha" Counseling Centre	12	22	03	04	Colombo
02	02 01 2020	Rehabilitation Office Puttalam	00	00	10	00	Puttalam
03	08 01 2020	D S Narahenpita	00	00	00	02	Colombo
04	09 01 2020	Delthta Grama Niladari Division	00	00	04	00	Kandy
05	14 01 2020	Prison Kaluthara	04	00	00	00	Kaluthra
06	14 01 2020	Sri Wardhanarama Viharaya Katana	00	00	04	00	Gampaha
07	16 01 2020	Rehabilitation Office Puttalam	00	00	15	00	Puttalam
08	23 01 2020	Gramaniladari Division Kahalla	00	00	04	00	Kandy
09	24 01 2020	Regional community Based Office Kandy	08	00	00	00	Kandy
10	29 01 2020	D S Office Narahenpita	00	00	00	03	Colombo
11	31 01 2020	Rehabilitation Office Puttalam	00	00	07	00	Puttalam
Total Number of Participants			20	22	47	09	Total 98

Table No 13



Physical Target	Annual	1 st Q	Month of January	Month of February	Month of March	2 nd Q	Month of April	Month of May	Month of June	3 rd Q	Month of July	Month of August	Month of September	4 th Q	Month of October	Month of November	Month of December
Programmes	100	25	9	8	8	25	9	8	8	25	9	8	8	25	9	8	8
Physical Achievement	11	11	11														
Physical Achievement as %	11%	44%	122.22%														
Beneficiaries	1000	250	90	80	80	250	90	80	80	250	90	80	80	250	90	80	80
Physical Achievement	98	98	98														
Physical Achievement as %	9.8%	39.2%	108.88%														

Table no 14

Government Officers

Sub Number	Date	Venue of the programme conducted	Number of participants				Respective District
			Government Workers	Officers	Coordinators	Special participants	
01	01 01 2020	National Transport Commission Narahenpita	115	35	00	00	Colombo
02	07 01 2020	Development Officer North Western Province Provincial Council Kurunegala	00	165	00	00	Kurunegala
03	17 01 2020	National Transport Commission Narahenpita	113	00	00	00	Colombo
04	27 01 2020	Transport Authority Training School Malabe	41	00	00	00	Colombo
05	30 01 2020	District Committee Meeting D S Kotte	00	50	00	00	Colombo
Total Number of Participants			269	250	00	00	Total : 515

Table No 15

Physical Target	Annual	1 st Q	Month of January	Month of February	Month of March	2 nd Q	Month of April	Month of May	Month of June	3 rd Q	Month of July	Month of August	Month of September	4 th Q	Month of October	Month of November	Month of December
Programmes	150	30	5	12	13	40	10	15	15	40	15	15	10	40	10	15	15
Physical Achievement	05	05	05														
Physical Achievement as %	3.33%	16.66%	100%														
Officers	12000	2000	500	700	800	3000	1000	1000	1000	4000	1500	1000	1500	4000	1000	1500	1500
Physical Achievement	515	515	515														
Physical Achievement as %	4.29%	25.75%	103%														

Table No 16



Health Sector

Sub Number	Date	Venue of the programme conducted	Number of participants				Respective District
			Doctors	Nurses	Other Ranks	Indigenous Medical	
01	29 01 2020	Army Hospital Narahenpita	00	50	00	00	Colombo
02	31 01 2020	Teaching Hospital Ke-Galle	00	00	50	00	Ke-Galle
Total Number of Participants			00	50	50	00	Total 100

Table No 17

Physical Target	Annual	1 st Q	Month of January	Month of February	Month of March	2 nd Q	Month of April	Month of May	Month of June	3 rd Q	Month of July	Month of August	Month of September	4 th Q	Month of October	Month of November	Month of December
Programmes	20	5	2	2	1	5	1	2	2	5	1	1	3	05	01	02	02
Physical Achievement	02	02	02														
Physical Achievement as %	10%	40%	100%														
Officers	2000	500	150	200	150	500	100	200	200	500	100	100	300	500	100	200	200
Physical Achievement	1000	100	100														
Physical Achievement as %	5%	20%	66.66%														

Table No 18

Plantation Sector Prevention, Education and Awareness Programme

Sub Number	Date	Venue of the programme conducted	Number of participants				Respective District
			Plantation Workers	Officers	Coordinators	Special participants	
Total Number of Participants			00	00	00	00	Total 00

Table No 19



Physical Target	Annual	1 st Q	Month of January	Month of February	Month of March	2 nd Q	Month of April	Month of May	Month of June	3 rd Q	Month of July	Month of August	Month of September	4 th Q	Month of October	Month of November	Month of December
Programmes	20	5	2	2	1	5	1	2	2	5	3	2	0	05	01	02	02
Physical Achievement	00	00	00														
Physical Achievement as %	00	00	00														
Workers	2000	500	200	150	150	500	100	200	200	500	300	200	00	500	100	200	200
Physical Achievement	00	00	00														
Physical Achievement as %																	

Table No 20

Law Enforcement for Demand and Supply Reduction (Training of Trainers TOT and Awareness Programme)

Sub Number	Date	Venue of the programme conducted	Number of participants				Respective District
			Soldiers	Officers	Coordinators	Special participants	
01	06 01 2020	Central Camp CSD Head Office Ampara	126	00	00	00	Ampara
02	25 01 2020	Police Station Samanthurai	110	00	00	00	Ampara
Total Number of Participants			236	00	00	00	Total 236

Table No 21

Physical Target	Annual	1 st Q	Month of January	Month of February	Month of March	2 nd Q	Month of April	Month of May	Month of June	3 rd Q	Month of July	Month of August	Month of September	4 th Q	Month of October	Month of November	Month of December
Programmes	55	20	8	6	6	15	5	5	5	10	05	03	02	10	04	03	03
Physical Achievement	02	02	02														
Physical Achievement as %	3.63 %	10%	25%														
Force Officers	11000	5000	1500	1750	1750	3000	1000	1000	1000	1500	700	500	300	1500	600	500	400
Physical Achievement	236	236	236														
Physical Achievement as %	2.14 %	4.72 %	15.73 %														

Table No 22



Community Mobilization and Awareness Programmes

Sub Number	Date	Venue of the Programme Conducted	Number of participants				Respective District
			General Public	Officers	Religious	Special participants	
01	02 01 2020	Samurdhi Members Kahalla	40	00	00	00	Kandy
02	02 01 2020	Malgamuwa Community Hall Malgamuwa Kurunegala	67	00	00	00	Kurunegala
03	02 01 2020	Rakandahena Village Rakandahena	102	00	00	00	Galle
04	03 01 2020	Women's Society Pathberiya	32	00	00	00	Rathnapura
05	03 01 2020	Block J West GN Division	48	00	00	00	Ampara
06	03 01 2020	Sailathalaramaya "Dayaka Sabawa" Wariyapola	275	00	00	00	Kurunegala
07	04 01 2020	Block J West GN Division Ampara	200	00	00	00	Ampara
08	05 01 2020	Malayadigiraamaam 01 GN Division Sainthamarthu	38	00	00	00	Ampara
09	05 01 2020	Maddakkalappu Tharawai 02 GN Division Samanthurai	76	00	00	00	Ampara
10	06 01 2020	Block west 02 GN Division Samanthurai	36	00	00	00	Ampara
11	06 01 2020	Community Hall Madampe	55	00	00	00	Puththalam
12	06 01 2020	Community Hall Dampe Piliyandala	35	00	00	00	Colombo
13	06 01 2020	Kirulapona Eksath Funeral Society Kirulapona	90	01	00	02	Colombo
14	10 01 2020	Paluwewa Temple Hall Giriulla Narangoda	130	00	00	00	Kurunegala
15	11 01 2020	Sri Anandasiri Temple Payagala Kaluthara	20	00	00	00	Kaluthara
16	11 01 2020	"Sanasa" Society Dehenaggama Maho	75	00	00	00	Kurunegala
17	12 01 2020	Ellakanda Village Ellakanda	18	00	00	00	Galle
18	13 01 2020	Kadiraanawatta Colombo 14	150	02	03	00	Colombo
19	13 01 2020	Small Business Owner association Waththegama	15	00	00	00	Kandy
20	16 01 2020	D S Office Narahenpita	50	00	00	00	Colombo
21	16 01 2020	Majeedpuram Vidyalam Malwaththa	65	00	00	00	Ampara
22	16 01 2020	D S Office Samanthurai	56	00	00	00	Ampara
23	16 01 2020	B J F Damma School and Rajagiriya Obesekarapura Community NDDCB Premises	85	00	00	00	Colombo
24	19 01 2020	Haldanduwa Church Hall Dankotuwa	35	00	00	00	Puththalam
25	20 01 2020	Bammana Community Hall Bammana	45	00	00	00	Kurunegala
26	20 01 2020	Gramaniladari Division A G Office Delthota	25	00	00	00	Kandy
27	21 01 2020	Farmer Association Baddegama	35	00	00	00	Galle
28	22 01 2020	All Ceylon Buddhist Congress Kantha Society	75	00	04	08	Colombo



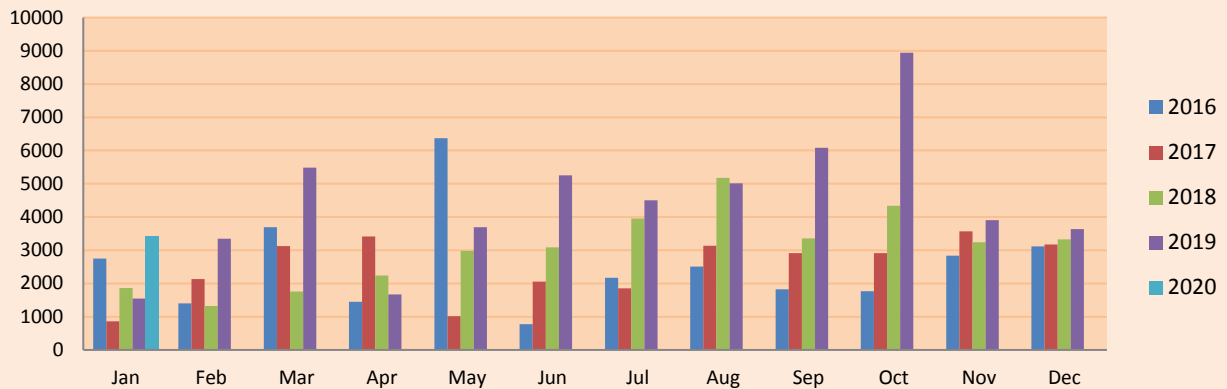
29	22 01 2020	Community Hall Awariyawaththa Waththala	70	00	00	00	Gampaha
30	23 01 2020	Community Hall Hikgahawaththa Waththala	60	00	00	00	Gampaha
31	23 01 2020	Delwita Temple Rideegama	350	00	00	00	Kurunegala
32	24 01 2020	Dodampahala Temple Dikwella	400	00	00	00	Hambanthota
33	24 01 2020	Regional Community Based Office	00	00	00	16	Kandy
34	25 01 2020	Community Hall Awariyawaththa Waththala for Children Society Members	75	00	00	00	Gampaha
35	25 01 2020	Community Hall Cilaw	54	00	00	00	Puththalam
36	27 01 2020	“Aloka” Elder’s Home Panadura	47	00	00	00	Kaluthara
37	28 01 2020	Tharuna Kreedha Sangamaya All Ceylon Buddhist Congress	140	10	00	01	Colombo
38	30 01 2020	Women’s Society Kikkowita	31	00	00	00	Rathnapura
39	30 01 2020	D S Office Samanthurai	56	00	00	00	Ampara
40	31 01 2020	Cultural Hall Samanthurai	100	00	00	00	Ampara
41	31 01 2020	Women’s Society devipahala	19	00	00	00	Rathnapura
Total Number of Participants			3375	13	04	27	Total 3419

Table No 23

Physical Target	Annual	1st Q	Month of January	Month of February	Month of March	2nd Q	Month of April	Month of May	Month of June	3rd Q	Month of July	Month of August	Month of September	4th Q	Month of October	Month of November	Month of December
Programmes	300	75	30	20	25	75	15	30	30	75	25	25	25	75	15	30	30
Physical Achievement	41	41	41														
Physical Achievement as %	13.66%	54.66%	13.66%														
Beneficiaries	42000	12000	4000	4000	4000	10000	2000	4000	4000	10000	3000	3000	4000	10000	2000	4000	4000
Physical Achievement	3419	3419	3419														
Physical Achievement as %	8.14%	28.49%	85.47%														

Table No 24

Number of Participants educated preventing substance use through community mobilizing and programmes 2016-2020



Graphic No 05

Exhibitions

Total participants

Date	Discretion	Total participants				District
		Students	Community	Officers	Significant others	
05 01 2020	Sri Sudarmarama Temple Rajagiriya	00	1000	00	00	Colombo
10 01 2020	Darmapala Vidyalaya Kottawa	750	00	00	00	Colombo
11 01 2020	Lalith Ethulathmudali Ground Kirulapona	300	1200	45	00	Colombo
18/19 01 2020	Sri Wanarathana Damma School Padukka	00	2600	00	00	Colombo
23/24 01 2020	Provincial Educational Exhibition Provincial Council Ground Dankotuwa	00	1000	00	00	Puttalam
Total Number of Participants		1050	5800	45	00	Total 6895

Table No 25

Physical Target	Annual	1st Q	Month of January	Month of February	Month of March	2nd Q	Month of April	Month of May	Month of June	3rd Q	Month of July	Month of August	Month of September	4th Q	Month of October	Month of November	Month of December
Programmes	20	5	2	2	1	5	1	2	2	5	2	2	1	5	01	02	02
Physical Achievement	05	05	05														
Physical Achievement as %	25%	100%	250%														
Students and others	20000	5000	1500	1500	2000	5000	1000	3000	1000	5000	2000	2000	1000	5000	1000	2000	2000
Physical Achievement	6895	6895	6895														
As %	34.47%	137.9%	459.6%														

Table No 26



TOT for Target Groups (one day, two day and more)

Sub Number	Date	Venue of the Programme Conducted	Number of participants				Respective District
			Trainees	Officers	Coordinators	Special	
01	24 01 2020	Head Office (youth at Moratuwa area)	16	00	00	00	Colombo
02	16-21 01 2020	5day Training programme for Army Officers at Wanniwatte Uda Rata with suicidal prevention	45	00	00	00	Wanni
Total Number of Participants			61	00	00	00	Total 61

Table 27

Physical Target	Annual	1 st Q	Month of January	Month of February	Month of March	2 nd Q	Month of April	Month of May	Month of June	3 rd Q	Month of July	Month of August	Month of September	4 th Q	Month of October	Month of November	Month of December
Programmes	30	10	05	3	2	10	03	4	03	5	03	01	01	05	01	02	02
Physical Achievement	02	02	02														
Physical Achievement as %	6.66%	20%	40%														
Participants	1000	250	100	100	50	250	100	100	50	250	100	100	50	250	100	100	50
Physical Achievement	61	61	61														
Physical Achievement as %	6.1%	24.4%	61%														

Table 28

Teachers TOT on Drug Prevention

Sub Number	Date	Venue of the programme conducted	Number of participants				Respective District
			Teachers	Principles	Coordinators	Others	
Total Number of Participants			00	00	00	00	Total 00

Table No 29



Physical Target	Annual	1 st Q	Month of January	Month of February	Month of March	2 nd Q	Month of April	Month of May	Month of June	3 rd Q	Month of July	Month of August	Month of September	4 th Q	Month of October	Month of November	Month of December
Programmes	30	10	05	3	2	10	03	4	03	5	03	01	01	05	01	02	02
Physical Achievement	00	00	00														
Physical Achievement as %	00	00	00														
Students	1000	250	100	100	50	250	100	100	50	250	100	100	50	250	100	100	50
Physical Achievement	00	00	00														
Physical Achievement as %	00	00	00														

Table No 30

Larger Workplace Prevention Programmes

Sub Number	Date	Venue of the programme conducted	Number of participants				Respective District
			Workers	Officers	Coordinators	Others	
01	08 01 2020	Pixology Private Limited Haloluwa	15	00	00	00	Kandy
02	17 01 2020	Brandix Wathupitiwala	200	00	00	00	Gampaha
Total Number of Participants			215	00	00	00	Total: 215

Table No 31

Physical Target	Annual	1 st Q	Month of January	Month of February	Month of March	2 nd Q	Month of April	Month of May	Month of June	3 rd Q	Month of July	Month of August	Month of September	4 th Q	Month of October	Month of November	Month of December
Programmes	40	10	04	03	03	10	04	03	03	10	04	03	03	10	04	03	03
Physical Achievement	02	02	02														
Physical Achievement as %	5%	20%	50%														
Participants	6000	1500	500	500	500	1500	500	500	500	1500	500	500	500	1500	500	500	500
Physical Achievement	215	215	215														
Physical Achievement as %	3.58%	14.33%	43%														

Table No 32



Cumulative Summary of End of January 2020

PET Key Performing Areas	Type of the Programme and Programme Name	Number of Programmes		Annual Completion Rate as %	Number of Participants		Annual Completion Rate as %
		Target	Completion		Target	Completion	
01	School Students Programmes	500	35	7%	1 30 000	6272	4.82%
02	Youth Programmes based on Education	150	33	35.55%	22 000	5251	23.86%
03	Parenting and Child Care Programmes	200	11	5.5%	22 000	700	3.81%
04	International Schools Programmes	10	00	00	2000	00	00
05	University Programmes	20	06	30%	4000	1363	34.07%
06	Damma Schools Programmes	100	24	24%	10 000	2462	24.62%
07	Counselling Programmes	100	11	11%	1000	98	9.8%
08	Government Officers Programme	150	05	3.33%	12 000	515	4.29%
09	Health Sector Programmes	20	02	10%	2000	100	5%
10	Plantation Sector Programmes	20	00	00	2000	00	00
11	Law Enforcement and Education Programmes	55	02	3.63%	11 000	236	2.14%
12	Community Mobilized and Structured Programmes	300	41	13.66%	42 000	3419	8.14%
13	Exhibitions	20	05	25%	20 000	6895	34.47%
14	TOT for Youth and Target Groups	30	02	6.66%	1000	61	6.1%
15	TOT for Teachers	30	00	00	1000	00	00
16	Larger Workplace Programmes	40	02	5%	6000	215	3.58%
Cumulative Completion End of January 2020		179/1775		10.08%	27 587/2 75 000		10.03%



PET NDDCB 2020

