

HANDBOOK OF DRUG ABUSE INFORMATION 2020

**RESEARCH DIVISION
NATIONAL DANGEROUS DRUGS CONTROL BOARD (NDDCB)
MINISTRY OF DEFENCE**

**383 , Kotte Road , Rajagiriya , Sri Lanka
Telephone : 0112868794-6 Fax : 0112868791-2
Hot Line – 1927
E-mail : mail@nddcb.gov.lk
Web : www.nddcb.gov.lk
Facebook : [nddcb.lk](https://www.facebook.com/nddcb.lk) / මහින් මැලුවෙන්නන් නිරෝධායනය**

**Copyright @ 2020
by**

**National Dangerous Drugs Control Board (NDDCB)
Ministry of Defence
383, Kotte Road, Rajagiriya,
Sri Lanka.**

ISBN-978-955-9137-46-7

**Compiled by : Bhadrani Senanayake
Thamara Darshana
Hiruni Wathsala**

Cover Designed by : Supun Priyadarshana

Printed By : Viran Printers (Pvt) Ltd



Foreword

Dr. Laknath Welagedara
Chairman

The National Dangerous Drugs Control Board (NDDCB) is the pioneer and the apex body for drug abuse management in Sri Lanka. It co-ordinates drug prevention, treatment and rehabilitation, enforcement, research, precursor control and other activities aimed at reducing harm from dangerous drugs and its eventual eradication.

The NDDCB, as the premier national institution for drug control, has laid the foundation for number of new programmes under the national vision to create a drug free country in accordance with the government policy statement. One of the major activities performed in this regard is the dissemination of relevant information and current status to the governmental, non-governmental sector and the general public, regarding the harmful effect of the drug menace.

This volume of “Handbook of Drug Abuse Information” has been compiled with a view to disseminate drug related information collected from various sources as a single document to bring to the public eye the enormity of the problem, and to get their co-operation towards the effort made to eradicate the same. It's more effective to take an evidence based approach in Drug Control Programmes and this hand book can be used as a related source.

The Board has made every endeavor to accomplish the most recent information in this publication. I wish to thank the staff of Research division of NDDCB who worked tirelessly to compile this document.

We always welcome your comments, suggestions and concerns of this document.



Preface

Bhadrani Senanayake
Director General (Cover up)

The Handbook of Drug Abuse Information has been published with a view to gather drug related information available in various places in to single document. The first Handbook (1981-1989) was published by the National Dangerous Drugs Control Board (NDDCB) in 1991 and the second in 1994. While preparing the second handbook it was decided to update the book annually. The main objective of this handbook is to compile the annual information and statistics needed to manage the drug menace. Consolidation of such information helps to address the drug problem effectively and meaningfully.

I gratefully acknowledge the help and co-operation received from all the Law enforcement and other relevant agencies who kindly furnished the statistics requested.

It should be noted that information included in this book was done so on the basis of availability. I gladly invite, and would humbly accept all constructive criticism and suggestions on ways to improve the content of this handbook. I fervently hope that this book will become a standard work of reference in the field.

Acknowledgment

We wish to express our sincere appreciation and gratitude to the following

Dr. Lankath Welagedara (Chairman) of the National Dangerous Drugs Control Board (NDDCB).

Mr. J.A. Upul Jayasinghe (DIG- Narcotic Range), Mr. Samantha Wijesekara (Director - PNB), Ms. Niluka Perera (WIP), staff of the Computer branch and all the staff of Police Narcotic Bureau.

Mr. A. Bodaragama (Commissioner General of Excise), Mr. M.D.M.W.K. Dissanayake (Actg. Additional ECG of Excise Revenue and Law Enforcement), Mr. Kapila Kumarasinghe (Deputy Commissioner of Excise Crime and Law Enforcement), Mr. P.H.Chandrasiri Silva - Deputy Commissioner of Excise (Studies and Research) and his staff of the Narcotic Division and IT unit of Department of Excise.

Major Gen. (Retd.) G. Vijtha Ravipriya, Director General of Customs, Statician and the staff of the statistic unit of SL Customs.

Mr. Thushara Upuldeniya, Commissioner General of Prisons, Mr H.W Athula Kumara - Statistical Officer and Statistic Division of the Prisons Headquarters.

Dr. Damayanthi Kodikara (Chief Medical Officer) and staff of Sri Lanka Ayurvedic Drugs Corporation

Dr. Mrs.Rasanjalee Hettiarachchi (Director), Dr. Mrs. Benaragama (Consultant, Epidemiologist) and staff of the National STD/ AIDS Control Programme, Ministry of Health.

Ms. M.M. Dharshani (Head of the Unit), Medical statistics unit and staff of the Medical Statistics Unit of the Ministry of Health.

Director – Crime Division of the Police Headquarters and staff of the Crime division.

Major General Dharshana Hettiarachchi (RSP VSP USP ndu psc), Commissoiner General of Rehabilitation and staff of the Bureau of the Commissioner General of Rehabilitation (BCGR).

Mr. T.W. Premasiri (Director - Treatment & Rehabilitation & Outreach), Managers and Staff of the Treatment & Rehabilitation Centres of the NDDCB & the Staff of the Designated, Private & Prison Staff

Mrs. Pabasara Weerasinghe (Assistant Director - Scientific Research) and staff of the National Narcotics Laboratory of the NDDCB.

Mr. Supun Priyadarshana, Ms. Nilukshi Tissera, Mr. Wasantha Kumara, Mr.Sajeewa Athauda, Ms. Nilani Renuka (Research Officers), Mr. Tharindu Nawarathna (Manager IT), Ms. Samantha Weerasekara (System Analyst) and Mr. Arjuna Ranasinghe, Ms. Bhagya Herath, Ms. Asanka Maduhansi, Ms. Hansika Kethumali, Ms. Thushari Walasmullage (Assistant Reseach Officers), Bhadra Kumari (Research Assistant), Ms. Suraji Rajeswaran (Management Assistant), Mr. Thilina Priyankara, Mr. Naddesha Dilruwan (IT Assistants).

Staff of the Administrative division, Finance division and all staff of the National Dangerous Drugs Control Board

Research Division

Content

Foreword	III
Preface	IV
Acknowledgment	V
Current Drug Abuse Situation in Sri Lanka	IX
ශ්‍රී ලංකාවේ මත්ද්‍රව්‍ය දුර්භාවයේ කාලීන තත්ත්වය	XIV
இலங்கையின் போதையூட்டும் ஓளடத துஷ்பிரயோகத்தின் தற்காலப் போக்குகள்	XVIII
Part 1 Arrests Related Information	1
1. Drug related arrests by drug and district	3
2. Drug related arrests by drug and province	12
3. Drug related arrests by Gender	16
4. Drug related arrests by age and drug	17
5. Drug related arrests by ethnicity	18
6. Drug seizures	19
7. Foreign national arrested in Sri Lanka for drug related offences	23
8. Sri Lankans arrested in abroad for drug related offences	24
Part 2 Price and Purity of Drugs	25
9. Street level and wholesale prices of drugs	27
10. Purity level of heroin	29
Part 3 Consumption of Cannabis for medical purposes	31
11. Consumption of cannabis	32
Part 4 Prison Admissions	35
12. Prison admissions by Offence	36
13. Drug related prison admissions by ethnicity and religion	41
Part 5 Treatment Admissions	43
14. Treatment admissions	45
Part 6 Drug related Hospital Admissions	53
15. Drug related hospital admissions 2018	54
Part 7 HIV and AIDS Related Information	59
16. HIV and AIDS related information	60
Part 8 Precursor Chemicals Information	61
17. Precursor chemicals Information	63

Part 9 Alcohol and Tobacco Information	65
18. Alcohol and Tobacco Production	66
19. Liquor consumption and related offences	76

Part 10 Drug Related Crimes	77
20. Drug Related Crimes	79

Appendices

1. Sri Lanka Legislation pertaining to drugs	80
2. Official Drug Control in Sri Lanka	81
3. Sri Lanka reports to UN Drug Control Agencies	83
4. International Drug Conventions	84
5. Dates Significant to Drug Abuse Control with Special Reference to Sri Lanka	85
6. Services of the National Dangerous Drugs Control Board	98

List of Exhibits

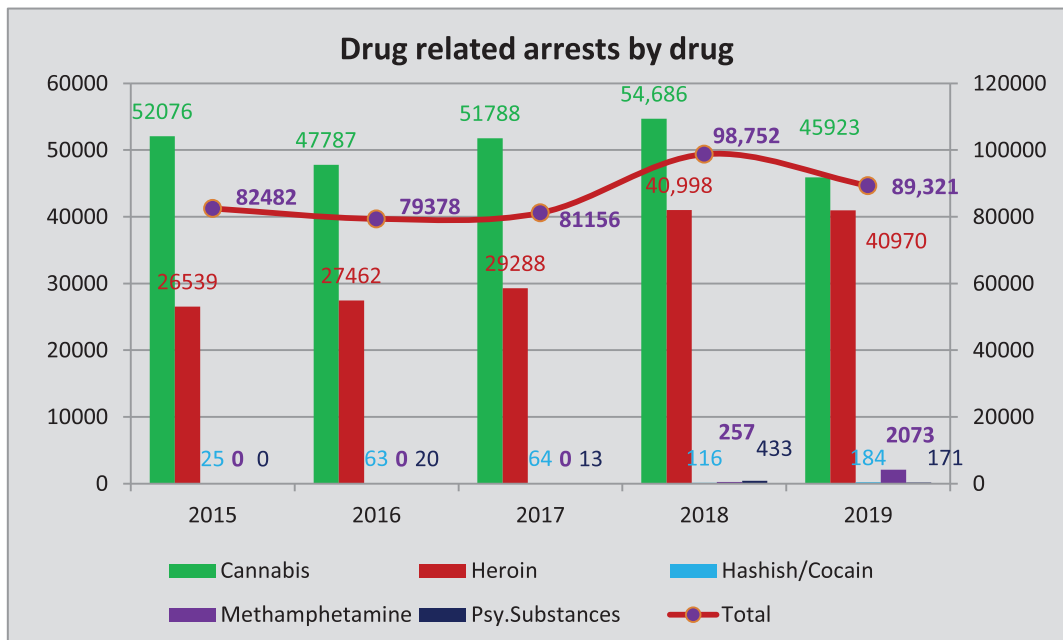
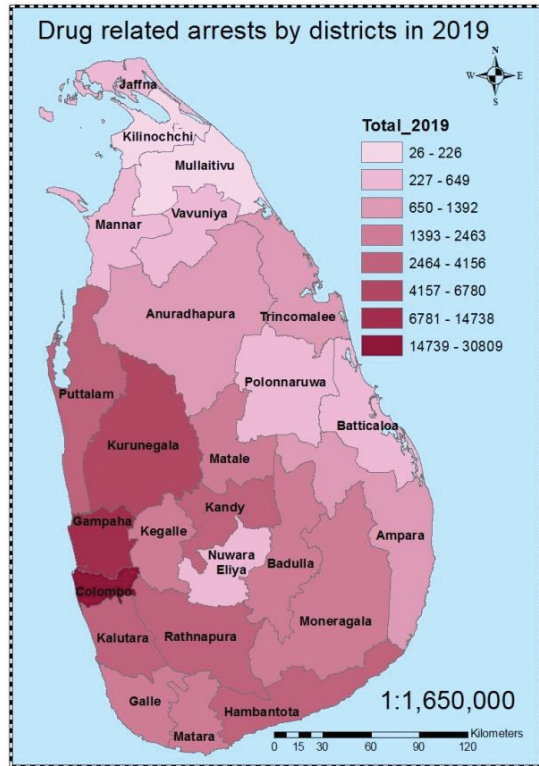
1. Drug related arrests by districts in 2019	11
2. Comparison of drug related arrest by province in 2018 and 2019	14
3. Comparison of drug related arrest by province in 2018 and 2019	14
4. Cannabis related arrests by province	15
5. Heroin related arrests by province	15
6. Quantity of Heroin seized	20
7. Quantity of cannabis seized	20
8. Quantity of Methamphetamine seized	20
9. Selected foreign nationals arrested in Sri Lanka	24
10. Average Purity level of Street Samples - 2019	30
11. Annual consumption of Cannabis for Ayurvedic Purpose	32
12. Prison Admissions by Drug	38
13. Narcotic offence related prison admissions	39
14. Female Prison Admission by Offence	39
15. Male Prison Admission by Offence	40
16. Distribution of Narcotic Drugs Related Prison Admissions by Ethnicity	40
17. Treatment Admissions by type of facility	51
18. Treatment Admissions by Gender	51
19. Age distribution of drug related treatment admissions	52
20. Number of cigarette issued in 2015-2019	75
21. Manufacturing of the malt liquor (beer) quantity in litres	75
22. Production of arrack (quantity proof liters)	75

ABBREVIATIONS

NDDCB	-	National Dangerous Drugs Control Board
PNB	-	Police Narcotics Bureau
Excise	-	Department of Excise
Customs	-	Sri Lanka Customs
NA	-	Data not available
NR	-	Not Recorded
CCD	-	Colombo Crime Division
CID	-	Crime Investigation Division
STF	-	Special Task Force
DAMS	-	Drug Abuse Monitoring System

CURRENT DRUG ABUSE SITUATION IN SRI LANKA

The total number of drug related arrests was 89,321 in 2019. Compared with 2018, drug related arrests have decreased by 10% in 2019. Out of the total drug related arrests, 46% was for heroin and 51% was for cannabis. Most of the drug related arrests have been reported from the Western province (55%), followed by the North western province (11%) and the Central province (7%). Among the total arrested persons, 34% were arrested from Colombo District, 17% were from Gampaha District and 8% were from Kurunegala district. The prevalence of drug related arrest was 439 per 100,000 population aged between 15-64 in 2019

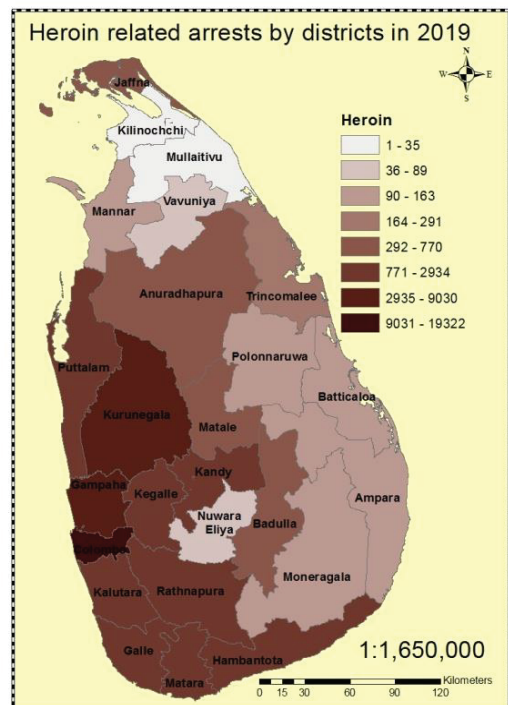
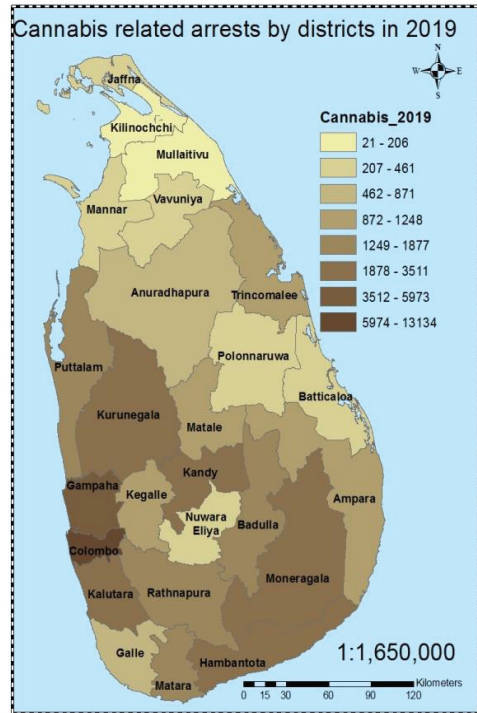


Cannabis

Cannabis is the most commonly used illicit drug, with a prevalence of 1.9% of the total population of above 14 years. An estimated 301,898 persons are Cannabis users.

Based on drug related arrests in 2019, highest numbers of cases were reported for cannabis (45,923) and the Colombo district showed highest cannabis related cases - (51%). 7071 kg of cannabis were seized in 2019 and 46% of the cases have been reported from the Western province, 10% from Southern province, 8% from Central province and 11% from North Western province. The prevalence of cannabis related arrest was 226 per 100,000 population aged between 15-64 in 2019.

Cannabis, Without its narcotic content (Tetra Hydro Cannabinol - THC) manufacture Ayurvedic (indigenous) medical preparations. Hence the Ayurvedic medical practitioners and the Ayurvedic Drugs Corporation were the largest consumers of cannabis. 224 kg of cannabis were used for Ayurveda medicinal purposes in 2019. The Ayurveda Drugs Corporation consumed the total quantity of 212.8 kg of cannabis for the production of “Suranviduravatee”, ‘Madana Modakaya’ Ranahansa Rasakaraya and ‘Kameshwari Modakaya’ etc.



Heroin

Majority of the heroin arrested persons were drug users, who have been arrested for the possession of a few milligrams of heroin for personal use. In 2019, 1742kg of heroin were seized and which was the highest quantity of heroin Sized during the past 27 years 40,970 persons were arrested. When compared to 2018, heroin related arrests have been decreased by 01% in 2019. The prevalence of heroin related arrests was 201 per 100,000 populations in 2019.

An estimated 92,540 or 0.6% of population of above 14 years are heroin user in Sri Lanka. Heroin use among male population (above 14 years) is 1.2% and among Female population (above 14 years) is 0.018% in 2019. According to survey data, 92,540 persons who use heroin need 12kg of heroin per day & spent approximately 253.5 million rupees. 4256kg of heroin is required of annual consumption for the estimated heroin users.

Methamphetamine

Quantity of methamphetamine (Ice) seized and number of arrested persons for methamphetamine were increased in 2019 compared to the year 2018 .35kg & 446g of methamphetamine seized and 2073 persons were arrested by law enforcement agencies during the 2019. Arrests data indicated that methamphetamine use has risen considerably in the country during the past two years.

Hashish

Hashish is a drug which made from cannabis and currently its usage has been increased in Sri Lanka. Based on drug related arrests in 2019, 127 cases were reported for hashish and 121 persons were arrested for hashish related offences in 2019. Hashish related seizures were mainly performed by the Police (105),PNB (6), STF (7) and Sri Lanka Customs (3). 15.163 kg of hashish were seized in 2019 and 39% of the cases have been reported from the Western province.

Price of Drugs

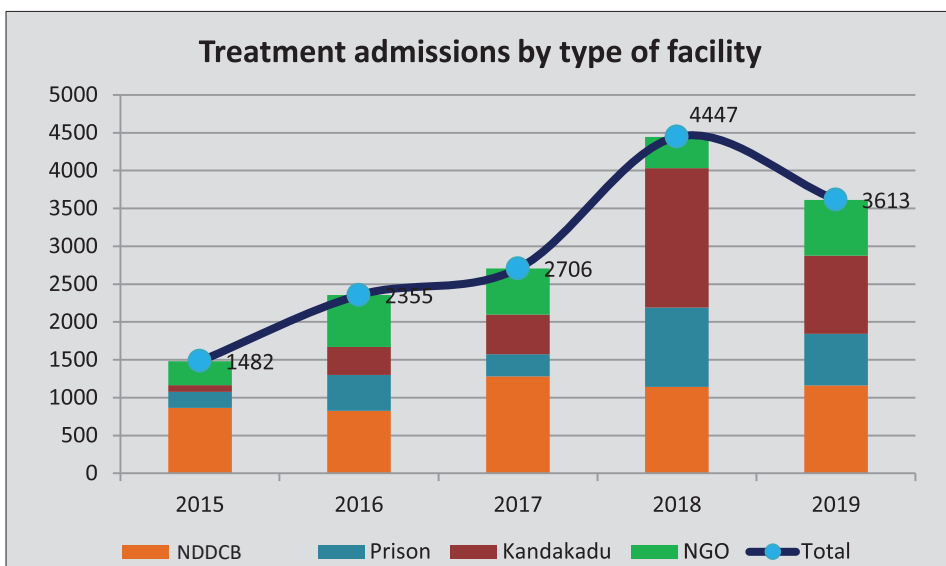
In 2019, the average street price of one kilogram of heroin was SLR 10 million, which is approximately US \$ 54,243. The average street price of heroin has been increased by 67% in 2018. In 2019, the average street price of a kilogram of cannabis and cocaine was SLR 126,000 (Approximately US \$ 683) and SLR 18 million (Approximately US \$ 97,634) respectively.

Treatment and Rehabilitation Services

The Government and Non-Governmental organizations are providing residential care treatment and rehabilitation services for drug dependents in Sri Lanka. Drug Dependents (treatment and rehabilitation) Act No. 54 was enacted in 2007 to implement compulsory treatment facilities. The NDDCB conducts four residential treatment & rehabilitation centres and outreach programmes for drug dependents. The centres of the NDDCB are located in Colombo, Kandy, Galle and Nittambuwa (Urapola).

The programmes of these centres provide individual and family counselling, which include detoxification treatment, physical exercises, mental relaxation, indoor and outdoor activities, psychotherapy, educational and vocational training, coping skills and motivation to develop healthy lifestyles. The reported number of clients treated for drug abuse Islandwide was 3613 in 2019.

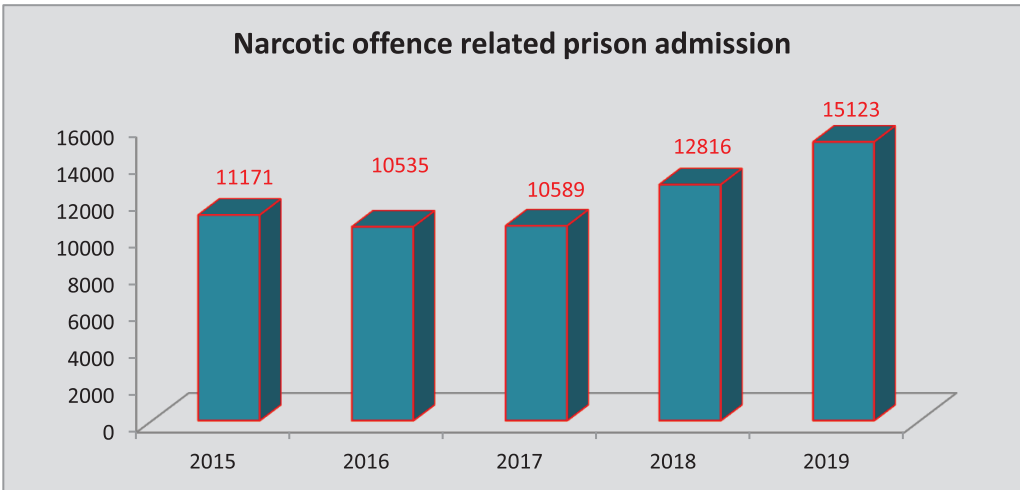
Among them, 1161 (32%) clients were from the treatment centres of the NDDCB, 681 (19%) were from Prisoner Diversion Scheme of the Department of Prisons, 735 (20%) were from the non-government organizations and 1036 (29%) were from Kandakadu Treatment and Rehabilitation Centre of Bureau of the Commissioner General of Rehabilitation. Majority (25%) of the clients were treated from Colombo district. 40% of rehabilitated persons were in age 30 and above. Treatment admissions have decreased in 2019 by 19% compared to that of 2018.



Imprisonment

The total number of prison admissions was 29,164 in 2019. Among them, 15,123 (51.9%) were imprisoned for narcotic drug related offences. 2131 (14.1%) were imprisoned for cannabis related

offences and 11,997 (79.3%) were imprisoned for heroin related offences. Compared to 2018, imprisonments for drugs related offences in 2019 were increased by 17%.



Drug related Crimes

Drug abuse is associated with health and social problems. Current evidence shows that there is a relationship between drug abuse and crimes. According to the Statistics of Colombo Crime Division (CCD), 818 crime incidents were reported after illicit drug use and its related grave and minor crimes. Majority of drug users were involved in house breaking, robbery and theft of property including over Rs.25,000.

ශ්‍රී ලංකාවේ මත්ද්‍රව්‍ය දුර්භාවිකය ආශ්‍රිත කාලීන ප්‍රවණතා

2019 වර්ෂයේදී ශ්‍රී ලංකාව තුළ මත්ද්‍රව්‍ය වැරදි සඳහා අත්අඩංගුවට ගනු ලැබූ මුළු පුද්ගල සංඛ්‍යාව 89,321 කි. එය 2018 වර්ෂය හා සසඳන කල 10%ක අඩුවීමකි. මත්ද්‍රව්‍ය වැරදි සඳහා අත්අඩංගුවට පත් පුද්ගල සංඛ්‍යාවෙන් හෙරොයින් වැරදි සඳහා 46%කද, ගංජා ආශ්‍රිත වැරදි සඳහා 51%ක් ද වේ. මත්ද්‍රව්‍ය වැරදි සඳහා අත්අඩංගුවට පත් පුද්ගල සංඛ්‍යාවෙන් බහුතරයක් බස්නාහිර පළාතෙන්ද (55%) වයඹ පළාතෙන් 11%කද මධ්‍යම පළාතෙන් 7%කද වාර්තා වී ඇත. අත්අඩංගුවට පත් මුළු සංඛ්‍යාවෙන් කොළඹ දිස්ත්‍රික්කයේ 34%කද ගම්පහ දිස්ත්‍රික්කයේ 17%කද කුරුණෑගල දිස්ත්‍රික්කයේ 8%ක් ද ලෙස වාර්තාවී ඇත. 2019 වර්ෂයේ මත්ද්‍රව්‍ය වැරදි සඳහා අත්අඩංගුවට පත් පුද්ගල සංඛ්‍යාවෙහි ප්‍රවණතාවය වයස අවුරුදු 15-64 අතර ජනගහනයෙන් පුද්ගලයන් ලක්ෂයකට පුද්ගලයන් 439 දෙනෙකි.

ගංජා

ශ්‍රී ලංකාව තුළ බහුලවම භාවිතවන නීතිවිරෝධී මත්ද්‍රව්‍ය ගංජා වන අතර අවුරුදු 14ට වැඩි ජනගහනයෙන් 1.9% ක ප්‍රතිශතයක් ගංජා භාවිත කරනු ලබයි. ඇස්තමේන්තුගත ගංජා භාවිත කරන පුද්ගල සංඛ්‍යාව 301,898 ක් වේ.

2019 වර්ෂයේ මත්ද්‍රව්‍ය ආශ්‍රිත අත්අඩංගුවට ගැනීම්වලින් වැඩි ප්‍රමාණයක් (45,923) ගංජා ආශ්‍රිත වැරදි සඳහා අත්අඩංගුවට පත්වී ඇති අතර ගංජා වැටලීම් වැඩි වශයෙන් වාර්තා වන්නේ කොළඹ දිස්ත්‍රික්කයෙනි (51%). 2019 වර්ෂයේ දිවයින පුරා අත්අඩංගුවට පත්ව ඇති ගංජා ප්‍රමාණය කිලෝග්‍රෑම් 7071 ක් වේ. බස්නාහිර පළාතෙන් ගංජා වැරදි සඳහා අත්අඩංගුවට ගැනීම් 46%ක් වාර්තා වන අතර දකුණු පළාතෙන් 10%කද, මධ්‍යම පළාතෙන් 8%කද, වයඹ පළාතෙන් 11%කද වාර්තා වේ. 2019 වර්ෂයේ ගංජා වැරදි සඳහා අත්අඩංගුවට පත්වීමේ ප්‍රවණතාවය අවුරුදු 15-64 අතර ජනගහනයෙන් ලක්ෂයකට පුද්ගලයන් 226 දෙනෙකි.

ගංජාවල අඩංගු විෂ (ටෙට්‍රා හයිඩ්‍රො කැනබිනොල්) ඉවත් කොට ආයුර්වේද ඖෂධ නිෂ්පාදන සඳහා යොදා ගැනේ. ආයුර්වේද වෛද්‍යවරුන් හා ආයුර්වේද ඖෂධ සංස්ථාව මෙහි ප්‍රධාන නීත්‍යානුකූල පරිභෝජකයෝ වෙති. 2019 වර්ෂයේ ආයුර්වේද ඖෂධ සඳහා ගංජා කිලෝ ග්‍රෑම් 224 ක් භාවිත කොට තිබේ. 2019 වර්ෂයේ ආයුර්වේද ඖෂධ සංස්ථාව පමණක් මදන මෝදකය හා කාමේෂ්වරී මෝදකය නිෂ්පාදනය කිරීමට ගංජා කිලෝග්‍රෑම් 212.8ක් පරිභෝජනය කර ඇත.

හෙරොයින්

හෙරොයින් සම්බන්ධයෙන් අත්අඩංගුවට පත්වූ පුද්ගලයින්ගෙන් බහුතරයක් වීටී මට්ටමේ හෙරොයින් භාවිත කරන්නන් වන අතර පෞද්ගලික පරිහරණය සඳහා ළඟතබා ගැනීමේ වරද යටතේ අත්අඩංගුවට පත්ව ඇත. 2019 වර්ෂයේ කිලෝග්‍රෑම් 1742 ක් අත්අඩංගුවට පත්ව ඇති අතර පසුගිය වසර 27 ක සංඛ්‍යාලේඛන විමර්ශනය කරන විට ඉතා ඉහළ අගයක් ගනී. පුද්ගලයන්

40,970 ක් අත්අඩංගුවට පත්වී ඇත. හෙරොයින් සම්බන්ධ අත්අඩංගුවට ගැනීම් 2018 වර්ෂය හා සසඳන කළ 2019 වර්ෂයේදී 01% කින් වැඩිවී ඇත. 2019 වර්ෂයේ හෙරොයින් සම්බන්ධ අත්අඩංගුවට ගැනීම්වල ප්‍රවණතාවය අවුරුදු 15-64 අතර ජනගහණයෙන් ලක්ෂයකට පුද්ගලයන් 201 දෙනෙකි.

ශ්‍රී ලංකාවේ වයස අවුරුදු 14ට වැඩි ජනගහනයෙන් 92,540ක් හෙරොයින් භාවිත කරන බවට ඇස්තමේන්තුගත කර ඇති අතර එය ප්‍රතිශතයක් ලෙස 0.6% ක් වේ. පිරිමි ජනගහනය අතර (වයස අවුරුදු 14 ට වැඩි) හෙරොයින් භාවිතය 1.2% ක් වන අතර ස්ත්‍රී ජනගහනය 0.0018% ක් වේ.

සමීක්ෂණ දත්ත වලට අනුව හෙරොයින් භාවිත කරන පුද්ගලයින් 92,540 සඳහා දිනකට සාමාන්‍ය පරිභෝජනය සඳහා හෙරොයින් 12kg අවශ්‍ය වේ. ඒ සඳහා වැය වන මුදල ශ්‍රී ලංකා රුපියල් වලින් මිලියන 253.5 ක් පමණ වේ. ඒ අනුව වාර්ෂිකව පරිභෝජනය සඳහා හෙරොයින් 4256kg අවශ්‍ය වේ.

මෙතමිපිටමින් (Methamphetamine)

2018 වර්ෂයට සාපේක්ෂව 2019 වර්ෂයේදී මෙතමිපිටමින් (අයිස්) සඳහා අත්අඩංගුවට පත් පුද්ගල සංඛ්‍යාව සහ අත්අඩංගුවට පත් මෙතමිපිටමින් ප්‍රමාණය වැඩිවී ඇත. 2019 වර්ෂයේදී මෙතමිපිටමින් කිලෝ ග්රෑම් 35ක් සහ ග්රෑම් 446 ක් සමග පුද්ගලයින් 2073 දෙනෙක් නීතිය ක්‍රියාත්මක කරන අංශ විසින් අත්අඩංගුවට පත්ව ඇත. පසුගිය වසර දෙක ඇතුළත මෙතමිපිටමින් භාවිතය සැලකිය යුතු ලෙස ඉහළ ගොස් ඇති බව අත්අඩංගුවට පත්වීම් පිළිබඳ වාර්තා තුළින් පැහැදිලිවේ.

හමීස්

ගංඡා ආශ්‍රිත නිෂ්පාදනයක් වන හමීස් භාවිතය ශ්‍රී ලංකාවේ ක්‍රමයෙන් වර්ධනය වෙමින් පවතියි. 2019 වර්ෂයේ මත්ද්‍රව්‍ය ආශ්‍රිත අත්අඩංගුවට ගැනීම් පිළිබඳ සංඛ්‍යාලේඛන දත්ත අනුව හමීස් සම්බන්ධ සිද්ධීන් 127ක් වාර්තා වී ඇති අතර පුද්ගලයින් 121 දෙනෙක් අත්අඩංගුවට පත්ව ඇත. හමීස් සම්බන්ධ අත්අඩංගුවට ගැනීම් ප්‍රධාන වශයෙන් ශ්‍රී ලංකා පොලීසිය (105) පොලීස් මත්ද්‍රව්‍ය කාර්යාංශය (6) විශේෂ කාර්ය බලකාය (7) සහ ශ්‍රී ලංකා රේගුව (3) විසින් සිදුකර ඇත. 2019 වර්ෂයේ හමීස් කිලෝ ග්රෑම් 15.163 ක් අත්අඩංගුවට ගෙන ඇති අතර හමීස් සම්බන්ධ සිද්ධීන් වලින් 39% ක් බස්නාහිර පළාතෙන් වාර්තාවී ඇත.

වීටී මට්ටමේ අලෙවි වන මත්ද්‍රව්‍ය වල සාමාන්‍ය මිල ගණන්

2019 වර්ෂයේ හෙරොයින්වල වීටී මිලෙහි සාමාන්‍ය අගය රුපියල් මිලියන 10 (ඇමරිකානු ඩොලර් 54,243) කි. 2018 වර්ෂය හා සසඳන කළ හෙරොයින් වල වීටී මිල 67% කින් වැඩිවී ඇත. ගංඡා කිලෝග්රෑම් 1ක වීටී මිලෙහි සාමාන්‍ය අගය රුපියල් 126,000ක් (ඇමරිකානු ඩොලර් 170) ක් වේ. 2019 වර්ෂයේදී කොකේන් කිලෝ ග්රෑම් එකක වීටී මිල රුපියල් මිලියන 18 ක් වේ (ඇමරිකානු ඩොලර් 97,634).

ප්‍රතිකාර හා පුනරුත්ථාපන සේවාවන්

ශ්‍රී ලංකාව තුළ මන්ද්‍රව්‍යයට ඇබ්බැහි වූවන් සඳහා නේවාසික ප්‍රතිකාර හා පුනරුත්ථාපන සේවාවන් රාජ්‍ය හා රාජ්‍ය නොවන ආයතන විසින් ක්‍රියාත්මක කරනු ලබයි. ශ්‍රී ලංකාවේ 2007 අංක 54 දරන පනත යටතේ මන්ද්‍රව්‍යයට ඇබ්බැහිවූවන් සඳහා අනිවාර්ය ප්‍රතිකාර පහසුකම් හඳුන්වා දී ඇත. අන්තරායකර ඖෂධ පාලක ජාතික මණ්ඩලය මගින් මන්ද්‍රව්‍යවලට ඇබ්බැහිවූවන් සඳහා නේවාසික ප්‍රතිකාර මධ්‍යස්ථාන 4ක් ක්‍රියාත්මක කරන අතර මෙම මධ්‍යස්ථාන කොළඹ (තලංගම), නුවර, ගාල්ල, ඌරාපොල (නිට්ටඹුව) යන ස්ථානවල පිහිටා ඇත. මීට අමතරව බාහිර සේවා වැඩසටහන්ද ක්‍රියාත්මක වේ.

මෙම ප්‍රතිකාර මධ්‍යස්ථානයන්හි මනෝවිද්‍යාත්මක ප්‍රතිකාර ක්‍රමවේදයක් ක්‍රියාත්මක වේ. මෙම ප්‍රතිකාර වැඩසටහන් වල පුද්ගලික හා පවුල් උපදේශනයද විෂ හරණ ප්‍රතිකාර, ශාරීරික ක්‍රියාකාරකම්, මානසික සුවතා, ගහස්ථ හා බාහිර ක්‍රියාකාරකම්, මනෝ විකිත්සක ප්‍රතිකාර, අධ්‍යාපනික, වෘත්තීය පුහුණු, කුසලතා සංවර්ධන වැඩසටහන් ද අන්තර්ගත වේ.

2019 වර්ෂයේ මන්ද්‍රව්‍යයට ඇබ්බැහි වූ සේවලාභීන් 3613 දෙනෙක් ප්‍රතිකාර සේවාවන් ලබාගෙන ඇත. එම සේවලාභීන්ගෙන් 1161 (32%) දෙනෙක් අන්තරායකර ඖෂධ පාලක ජාතික මණ්ඩලයෙන්ද, 681 (19%) බන්ධනාගාර ප්‍රතිකාර වැඩසටහනින්ද, 735 (20%) රාජ්‍ය නොවන සංවිධානවලින්ද, 1036 (29%) පුනරුත්ථාපන කොමසාරිස් ජනරාල් කාර්යාංශයට අයත් කන්දකාඩු ප්‍රතිකාර හා පුනරුත්ථාපන මධ්‍යස්ථානයෙන්ද ප්‍රතිකාර හා පුනරුත්ථාපන සේවාවන් ලබාගෙන ඇති අතර එම සේවලාභීන්ගෙන් බහුතරයක් (25%)ක් කොළඹ දිස්ත්‍රික්කයෙන් ආයතනගත වූවන් ය. ප්‍රතිකාර ලබාගත් පුද්ගලයන්ගෙන් 40%ක් අවුරුදු 30 හෝ ඊට වැඩි පුද්ගලයින් වෙති. 2018 වර්ෂය හා සැසඳීමේදී 2019 වර්ෂය තුළ ප්‍රතිකාර සඳහා යොමුවූ සේවලාභීන් සංඛ්‍යාව 19% කින් අඩු වී ඇත.

බන්ධනාගාර ගතවීම්

2019 වර්ෂයේදී මන්ද්‍රව්‍ය හේතුවෙන් බන්ධනාගාර ගතවූ මුළු පුද්ගලයන් සංඛ්‍යාව 29,164 කි. ඔවුන් අතරින් මාදක ගණයේ මන්ද්‍රව්‍ය ආශ්‍රිත වැරදි සඳහා පුද්ගලයින් 15,123 දෙනෙක් බන්ධනාගාර ගතවී ඇත. එය මුලු බන්ධනාගාර ගතවීම් වලින් 51.9% ක් වේ. 2019 වර්ෂය තුළ ගංජා සම්බන්ධ වැරදි සඳහා පුද්ගලයන් 2131 (14.1%) ක්ද හෙරොයින් සම්බන්ධ වැරදි සඳහා පුද්ගලයන් 11,997 (79.3%) ක්ද බන්ධනාගාර ගතවී ඇත. 2018 වර්ෂය හා සැසඳීමේදී 2019 වර්ෂයේදී මන්ද්‍රව්‍ය ආශ්‍රිත වැරදි සඳහා බන්ධනාගාර ගතවීම් 17% කින් වැඩි වී ඇත.

මත්ද්‍රව්‍ය හා අපරාධ

මත්ද්‍රව්‍ය භාවිතය සමාජ හා සෞඛ්‍ය ගැටලු ඇති කරවන සමාජ ප්‍රපංචයක් වන අතර කාලීනව වාර්තා වන සුළු හා මහාපරිමාණ අපරාධ සිද්ධීන් පිළිබඳව විමර්ශනය කිරීමේදී පැහැදිලි වන කරුණක් නම් මත්ද්‍රව්‍ය භාවිතය හා අපරාධ අතර යම් අන්තර් සම්බන්ධතාවයක් හඳුනා ගත හැකි බවයි. කොළඹ අපරාධ කොට්ඨාශයේ අපරාධ පිළිබඳ වාර්ෂික දත්ත වලට අනුව 2019 වර්ෂය තුළ මත්ද්‍රව්‍ය භාවිතය හා සම්බන්ධ සුළු හා මහාපරිමාණ අපරාධ සිද්ධීන් 818 ක් වාර්තා වී ඇත. අපරාධ ක්‍රියාවන්ට යොමුවී ඇති මත්ද්‍රව්‍ය භාවිත කරන පුද්ගලයින් ගෙන් බහුතරයක් නිවාස බිඳීම, මංකොල්ල කෑම, රුපියල් 25,000 ට වැඩි දේපළ සොරකම වැනි අපරාධ ක්‍රියාවලට යොමුවී ඇත.

இலங்கையின் போதையூட்டும் ஓளடத துஷ்பிரயோகத்தின் தற்காலப் போக்குகள்

2019 ஆம் ஆண்டில் இலங்கையில் போதையூட்டும் ஓளடதங்கள் சார்ந்த தவறுகளுக்காக 89,321 பேர் கைதுசெய்யப்பட்டனர். 2018 ஆம் ஆண்டுடன் இதனை ஒப்பிடும்போது, 10% சதவீத குறைவைப் பதிவுசெய்துள்ளது. போதையூட்டும் ஓளடதங்கள் சார்ந்த தவறுகளுக்காக கைதுசெய்யப்பட்ட நபர்களின் எண்ணிக்கையில் ஹெரொயின் சார்ந்த தவறுகளுக்காக 46% சதவீதமானோரும், கஞ்சா சார்ந்த தவறுகளுக்காக 51% சதவீதமானோரும் அடங்குவர். போதையூட்டும் ஓளடதங்கள் சார்ந்த தவறுகளுக்காக கைதுசெய்யப்பட்ட நபர்களில் கணிசமானவர்கள் மேல் மாகாணத்திலிருந்தும் (55%), வடமேல் மாகாணத்திலிருந்தும் (11%), மத்திய மாகாணத்திலிருந்தும் (7%) பதிவாகியுள்ளனர். கைதுசெய்யப்பட்ட மொத்த நபர்களின் எண்ணிக்கை கொழும்பு மாவட்டத்திலிருந்து 34% சதவீதமும், கம்பஹா மாவட்டத்திலிருந்து 17% சதவீதமும், குருணாகல் மாவட்டத்திலிருந்து 8% சதவீதமும் என்ற அடிப்படையில் பதிவாகியுள்ளது. 2019 ஆம் ஆண்டில் போதையூட்டும் ஓளடதங்கள் சார்ந்த தவறுகளுக்காக கைதுசெய்யப்பட்ட நபர்களின் எண்ணிக்கையின் போக்கு, 15-64 வயதுக்கு இடைப்பட்ட சனத்தொகையில் ஓரில்சம் பேருக்கு 439 பேராவர்.

கஞ்சா

கஞ்சா இலங்கையில் பரவலாகப் பயன்படுத்தப்படும் சட்டவிரோதமான ஒரு போதையூட்டும் ஓளடதம் என்பதுடன், 14 வயதுக்கு மேற்பட்ட சனத்தொகையில் 1.9% சதவீதத்தினர் கஞ்சாவைப் பயன்படுத்துகின்றனர். மதிப்பிடப்பட்ட கஞ்சா பயன்படுத்தும் நபர்களின் எண்ணிக்கை 301,898 ஆகும்.

2019 ஆம் ஆண்டில் போதையூட்டும் ஓளடதங்கள் சார்ந்த கைதுகளில் கணிசமானவை (45,923) கஞ்சா சார்ந்த தவறுகளுக்கானவை என்பதுடன், கஞ்சா சுற்றிவளைப்புக்களில் அதிகமானவை கொழும்பு மாவட்டத்திலிருந்து (51%) அறிக்கையிடப்பட்டுள்ளது. 2019 ஆம் ஆண்டில் நாடுபூராவும் 7,071 கி.கி. கஞ்சா கைப்பற்றப்பட்டுள்ளது. மேல் மாகாணத்திலிருந்து கஞ்சா சார்ந்த தவறுகளுக்காக கைதுசெய்யப்பட்டவர்களின் சதவீதம் 46% ஆகுமென்பதுடன், தென் மாகாணத்திலிருந்து 10% சதவீதமும், மத்திய மாகாணத்திலிருந்து 8% சதவீதமும், வடமேல் மாகாணத்திலிருந்து 11% சதவீதமும் ஆகும். 2019 ஆம் ஆண்டில் கஞ்சா சார்ந்த கைதுகளின் போக்கு 15-64 வயதுக்கு இடைப்பட்ட சனத்தொகையில் ஓரில்சம் பேருக்கு 226 பேராகும்.

கஞ்சாவில் அடங்கியிருக்கும் நச்சுத்தன்மையை நீக்கி விட்டு ஆயுர்வேத ஓளடதங்களைத் தயாரிப்பதற்காக பயன்படுத்தப்படுகிறது. ஆயுர்வேத வைத்தியர்களும் ஆயுர்வேத ஓளடதக் கூட்டுத்தாபனமும் இதன் பிரதான சட்டரீதியான வாடிக்கையாளர்களாவர். 2019 ஆம் ஆண்டில் ஆயுர்வேத ஓளடதங்களைத் தயாரிப்பதற்கு 224 கி.கி. கஞ்சா பயன்படுத்தப்பட்டுள்ளது. 2019 ஆம் ஆண்டில் மட்டும் மதன மோதகம், காமேஷ்வரீ மோதகம் ஆகியவற்றைத் தயாரிப்பதற்கு 212.8 கி.கி. கஞ்சாவை ஆயுர்வேத ஓளடதக் கூட்டுத்தாபனம் பயன்படுத்தியுள்ளது.

ஹெரொயின்

ஹெரொயின் சம்பந்தப்பட்ட கைதான நபர்களில் கணிசமானவர்கள் தெரு மட்டத்திலான ஹெரொயினைப் பயன்படுத்தியவர்கள் என்பதுடன், சொந்தப் பாவனைக்காக தம் வசம் வைத்திருந்தமையால் அவர்கள் கைதுசெய்யப்பட்டிருந்தனர். 2019 ஆம் ஆண்டில் 1,742 கிலோ கிராம் ஹெரொயின் சட்டத்தின் பிடியில் சிக்கியது. கடந்த 27 ஆண்டு கால புள்ளிவிபரங்களை கூர்ந்துநோக்கும்போது மிக உயர்ந்த மட்டத்தை அடைந்துள்ளதுடன், 40,970 பேர் கைதாகியுள்ளனர். 2018 ஆம் ஆண்டுடன் இதனை ஒப்பிடும்போது, 2019 ஆம் ஆண்டில் 1% சதவீதத்தால் ஹெரொயின் சம்பந்தப்பட்ட கைதுகள் அதிகரித்துள்ளன. 2019 ஆம் ஆண்டில் ஹெரொயின் சம்பந்தப்பட்ட கைதுகளின் போக்கு, நாட்டின் 15-64 வயதிடைப்பட்ட சனத்தொகையில் ஓரில்சம் பேருக்கு 201 பேராவர்.

இலங்கையில் 14 வயதுக்கு மேற்பட்ட சனத்தொகையில் 92,540 பேர் ஹெரோயினைப் பயன்படுத்துவதாக மதிப்பிடப்பட்டுள்ளது. சதவீத அடிப்படையில் நோக்கின், அது 0.6% ஆகும். ஆண்களின் சனத்தொகையிடையே (14 வயதுக்கு மேற்பட்ட) ஹெரோயினைப் பயன்படுத்துவோர் 1.2% ஆக இருப்பதுடன், பெண்களின் சனத்தொகையில் 0.0018% ஆகும்.

அளவைத் தரவுகளுக்கமைய ஹெரோயினைப் பயன்படுத்தும் 92,540 பேருக்கு நாளாந்தப் பாவனைக்கு 12 கி.கி. ஹெரோயின் தேவைப்படுகிறது. இலங்கை ரூபாவில் இதனை நோக்கின், 253.5 மி.ரூ. அளவிலாகும். அதன் அடிப்படையில், வருடாந்த பாவனைக்காக 4,256 கி.கி.

மெத்தம்பிட்டமின் (Methamphetamine)

2018 ஆம் ஆண்டுடன் ஒப்பிடும்போது 2019 ஆம் ஆண்டில் மெத்தம்பிட்டமின் (ஐஸ்) சம்பந்தமாக கைதுசெய்யப்பட்ட நபர்களின் எண்ணிக்கையும், கைதுசெய்யப்பட்ட மெத்தம்பெட்டமினின் அளவும் அதிகரித்துள்ளது. 2019 ஆம் ஆண்டில் மெத்தம்பிட்டமின் 35 கிலோ கிராமுடனும், 446 கிலோ கிராமுடனும் கைதுசெய்யப்பட்ட 2,073 பேர் சட்டவினைப்படுத்துகை பிரிவுகளினால் கைதுசெய்யப்பட்டுள்ளனர். கடந்த இரண்டாண்டு காலத்துள் மெத்தம்பிட்டமின் பாவனை குறிப்பிடத்தக்க அளவால் அதிகரித்துள்ளதென்பதை கைதுகள் பற்றிய அறிக்கைகளை நோக்கும்போது அறிய முடிகிறது.

ஹஷீஸ்

கஞ்சா சார்ந்த ஓர் உற்பத்தியான ஹஷீஸ் பாவனை இலங்கையில் படிப்படியாக அதிகரித்து வருகிறது. 2019 ஆம் ஆண்டிற்கான போதையூட்டும் ஓளடதங்கள் சார்ந்த கைதுகள் பற்றிய புள்ளிவிவரத் தரவுகளுக்கு அமைய ஹஷீஸுடன் சம்பந்தப்பட்ட 127 சம்பவங்கள் பற்றி அறிக்கையிடப்பட்டுள்ளதுடன், 121 பேர் கைதுசெய்யப்பட்டுள்ளனர். ஹஷீஸ் சம்பந்தப்பட்ட கைதுகள் பிரதானமாக இலங்கை பொலிஸ் (105), பொலிஸ் போதையூட்டும் ஓளடதங்கள் பணியகம் (6), விசேட அதிரடிப் படை (7), இலங்கை சுங்கம் (3) என்ற அடிப்படையில் அமையும். 2019 ஆம் ஆண்டில் 15.163 கி.கி. ஹஷீஸ் கைப்பற்றப்பட்டதுடன், ஹஷீஸ் சம்பந்தப்பட்ட கைதுகளில் 39% சதவீதமானவை மேல் மாகாணத்திலிருந்து பதிவாகியுள்ளன.

தெரு மட்டத்தில் விற்பனையாகும் போதையூட்டும் ஓளடதங்களின் சராசரி விலைகள்

2019 ஆம் ஆண்டில் ஹெரோயினின் தெரு மட்ட விலைகளின் சராசரிப் பெறுமானம், 10 மி.ரூ. (54,243 ஐ.அ.டொலர்) ஆகும். 2018 ஆம் ஆண்டுடன் ஒப்பிடும்போது ஹெரோயினின் தெரு மட்ட விலை 67% இனால் குறைவடைந்துள்ளது. கஞ்சா 1 கிலோ கிராமிற்கான தெரு மட்ட விலையின் சராசரிப் பெறுமானம், 126,000 ரூபா (683 ஐ.அ.டொ.) ஆகும். 2019 ஆம் ஆண்டில் கொக்கைன் 1 கிலோ கிராமிற்கான தெரு மட்ட விலை 18 மில்லியன் ரூபாவாக (97,634 ஐ.அ.டொலர்) இருந்தது.

சிகிச்சையளிப்பு மற்றும் புனர்வாழ்வளிப்புச் சேவைகள்

இலங்கையில் அரச மற்றும் அரச சார்பற்ற நிறுவனங்கள் போதையூட்டும் ஓளடதங்களுக்கு அடிமைப்பட்டவர்களுக்கான வதிவிட மற்றும் புனர்வாழ்வளிப்புச் சேவைகளை வழங்கி வருகின்றன. 2007 ஆம் ஆண்டின் 54 ஆம் இலக்கச் சட்டத்தின் கீழ் போதையூட்டும் ஓளடதங்களுக்கு அடிமைப்பட்டவர்களுக்கான கட்டாய சிகிச்சையளிப்பு வசதிகள் இலங்கையில் அறிமுகப்படுத்தப்பட்டுள்ளன. தே.அ.ஓ.க. சபையினால் போதையூட்டும் ஓளடதங்களுக்கு அடிமைப்பட்டவர்களுக்குரிய சிகிச்சைகளை அளிப்பதற்கான 04 வதிவிட சிகிச்சையளிப்பு நிலையங்கள் இயங்கி வருகின்றன. கொழும்பு (தலங்கம்), கண்டி, காலி, ஊராபொல (நிட்டம்புவ) ஆகிய இடங்களில் அவை அமைந்துள்ளன. இது தவிர, வெளிநிலைச் சேவை நிகழ்ச்சித்திட்டங்களும் அமுல்படுத்தப்படுகின்றன.

உளவியல்சார் சிகிச்சையளிப்பு முறை மேற்படி சிகிச்சையளிப்பு நிலையங்களில் கையாளப்படுகிறது. தனி நபரையும் குடும்பத்தையும் மையப்படுத்திய ஆலோசனைச் சேவை, நச்சுத் தடைநீக்க சிகிச்சைகள், உடலியற் செயற்பாடுகள், உள நலம், வீட்டு மற்றும் வெளிநிலைச் செயற்பாடுகள், உளச் சிகிச்சைகள், கல்விசார் நடவடிக்கைகள், வாழ்க்கைத் தொழிற்பயிற்சிகள், திறன் அபிவிருத்தி நிகழ்ச்சித்திட்டங்கள் என்பன இச்சிகிச்சையளிப்பு நிகழ்ச்சித்திட்டங்களில் அடங்கும்.

2019 ஆம் ஆண்டில் போதையூட்டும் ஓளடதங்களுக்கு அடிமைப்பட்ட 3,613 சேவைபெறுநர்கள் சிகிச்சையளிப்புச் சேவைகளைப் பெற்றுக்கொண்டுள்ளனர். அச்சேவைபெறுநர்களில் 1,161 பேர் (32%) தேசிய அபாயகர ஓளடதங்கள் கட்டுப்பாட்டுச் சபையிலிருந்தும் 681 பேர் (19%) சிறைச்சாலை சிகிச்சையளிப்பு நிகழ்ச்சித்திட்டத்தின் மூலமும், 735 பேர் (20%) அரச சார்பற்ற அமைப்புகள் மூலமும், 1,036 பேர் (29%) புனர்வாழ்வளிப்பு ஆணையாளர் நாயகம் பணியகத்தின் கீழ் இயங்கும் கந்தகாடு சிகிச்சையளிப்பு மற்றும் புனர்வாழ்வளிப்பு நிலையத்தின் மூலமும் சிகிச்சைகளையும் புனர்வாழ்வளிப்புச் சேவைகளையும் பெற்றுக்கொண்டுள்ளனர். அச்சேவைபெறுநர்களில் பெரும்பாலானவர்கள் (25%) கொழும்பு மாவட்டத்திலிருந்து சென்றவர்களாவர். சிகிச்சைகளைப் பெற்றுக்கொண்டவர்களில் 40% சதவீதமானவர்கள் 30 வயதுடையவர்கள் அல்லது அதற்கு மேற்பட்டவர்களாவர். 2018 ஆம் ஆண்டுடன் ஒப்பிடும்போது 2019 ஆம் ஆண்டில் சிகிச்சைகளைப் பெற்றுக்கொள்வதற்காக ஆற்றுப்படுத்தப்பட்டவர்களின் எண்ணிக்கை 19% சதவீதத்தால் குறைவடைந்துள்ளது.

சிறையிடப்படல்

2019 ஆம் ஆண்டில் போதையூட்டும் ஓளடதங்கள் காரணமாக சிறையிடப்பட்ட நபர்களின் மொத்த எண்ணிக்கை 29,164 ஆகும். அவர்களுள், தூக்கமயக்கத்தை உண்டுபண்ணும் நச்சுத்தன்மை வாய்ந்த போதையூட்டும் ஓளடதங்கள் சார்ந்த தவறுகளுக்காக 15,123 பேர் சிறையிடப்பட்டுள்ளனர். அது, மொத்த சிறையிடப்பட்டவர்களின் சதவீதத்தில் 51.9% ஆகும். 2019 ஆம் ஆண்டில் கஞ்சா சார்ந்த தவறுகளுக்காக 2,131 (14.1%) பேரும், ஹெராயின் தொடர்பான தவறுகளுக்காக 11,997 (79.3%) பேரும் சிறையிடப்பட்டுள்ளனர். 2018 ஆம் ஆண்டுடன் ஒப்பிடும்போது 2019 ஆம் ஆண்டில் போதையூட்டும் ஓளடதங்கள் சார்ந்த தவறுகளுக்காக சிறையிடப்பட்டவர்களின் சதவீதம் 17% ஆல் அதிகரித்துள்ளது.

போதையூட்டும் ஓளடதங்களும் குற்றச்செயல்களும்

போதையூட்டும் ஓளடத பாவனை சமூக, சுகாதாரப் பிரச்சினைகளை ஏற்படுத்தக்கூடிய ஒரு சமூக தோற்றப்பாடாகும். கால அடிப்படையில் அறிக்கையிடப்படும் சிறிய மற்றும் பெரிய குற்றச்செயல்கள் சம்பந்தமாக புலனாய்வு செய்யும்போது தெளிவாகின்ற ஒரு விடயம் யாதெனில், போதையூட்டும் ஓளடத பாவனைக்கும் குற்றச்செயல்களுக்கும் இடையில் இடைத்தொடர்பொன்றை அடையாளம் காணக்கூடியதாக உள்ளது என்பதாகும். கொழும்பு குற்றவியல் பிரிவின் குற்றச்செயல்கள் பற்றிய வருடாந்த தகவல்களின் அடிப்படையில் 2019 ஆம் ஆண்டில் போதையூட்டும் ஓளடதங்களுடன் சம்பந்தப்பட்ட சிறிய மற்றும் பெரிய 818 குற்றவியல் சம்பவங்கள் அறிக்கையிடப்பட்டுள்ளன. குற்றச்செயல்களின் பால் ஈர்க்கப்பட்டுள்ள போதையூட்டும் ஓளடதங்களைப் பயன்படுத்தும் நபர்களில் பெரும்பாலானவர்கள் வீடுடைப்பு, வழிப்பறிக்கொள்ளை, 25,000 ரூபாவிற்கு கூடிய பெறுமதியான சொத்துக்களைத் திருடுதல் போன்ற குற்றச்செயல்களில் ஈடுபட்டிருந்தனர்.

Part 1

Arrests Related Information

Drug Related Arrests

Drug related arrests have been increased by 10% in 2019 compared to the year 2018. From the total percentage of arrests made during the year 2018, 55% was from Western Province, 11% from North Western Province and 9 % from Southern Province. In the same year, offences relating to smuggling of heroin have been decreased to 01% and offences of smuggling and possession of cannabis have been increased to 16% when compared to the year 2018.

The Law Enforcement Authorities have seized 1742kg of heroin in 2019, which was the highest quantity of heroin seized during the past 27 years (1991 to 2019). The individuals arrested for drug related offences in the year 2019 categorized under cannabis, heroin and methamphetamine are as 45,923 40,970

and 2073 respectively. There is a considerable increase in the possession and usage of methamphetamine in the year 2019. Court cases filed against accuses in possession of cannabis have significantly increased in 2019 compared to 2018, the total quantity of cannabis taken to custody have been considerably increased.

As per the statistics, except for the Eastern Province, drug related arrests have been increased in all other provinces in the country when compared to 2018 to 2019. In the year 2019, total number of individuals arrested has been reported as 89,321 which was a 10% decrease, when compared to previous year.

Drug Related Arrests by Drug and District

CENTRAL PROVINCE

Table 1 - Kandy District

Drug	2015		2016		2017		2018		2019	
	N	%	N	%	N	%	N	%	N	%
Cannabis	1841	58.6	2614	58.4	2127	63.4	2675	53.4	2236	53.8
Heroin	500	15.9	702	15.7	1224	36.5	2042	40.7	1896	45.6
Hashish	-	-	-	-	2	0.1	0	0	5	0.1
Cocaine	-	-	-	-	-	-	1	0	1	0.1
Methamphetamine	-	-	-	-	-	-	-	-	9	0.2
Other	802	25.5	1162	25.9	0	0	294	5.9	9	0.2
Total	3143	100.0	4478	100.0	3353	100.0	5012	100.0	4156	100.0

Table 2 - Matale District

Drug	2015		2016		2017		2018		2019	
	N	%	N	%	N	%	N	%	N	%
Cannabis	1289	75.5	1169	70.8	1860	81.0	1476	64.5	1035	58.9
Heroin	222	13.0	241	14.6	435	18.9	459	20.1	719	40.9
Hashish	-	-	-	-	1	0.1	0	0	0	0
Methamphetamine	-	-	-	-	-	-	-	-	1	0.1
Other	196	11.5	242	14.6	0	0	353	15.4	1	0.1
Total	1707	100.0	1652	100.0	2296	100.0	2288	100.0	1756	100.0

Table 3 - Nuwara Eliya District

Drug	2015		2016		2017		2018		2019	
	N	%	N	%	N	%	N	%	N	%
Cannabis	809	53.0	700	46.4	860	93.1	741	82.4	367	82.7
Heroin	23	1.5	21	1.4	60	6.5	110	12.2	66	14.9
Hashish	-	-	-	-	4	0.4	12	1.3	7	1.6
Cocaine	-	-	-	-	-	-	-	-	1	0.1
Methamphetamine	-	-	-	-	-	-	4	0.5	3	0.7
Other	693	45.5	789	52.2	0	0	32	3.6	0	0
Total	1525	100.0	1510	100.0	924	100.0	899	100.0	444	100.0

NORTH CENTRAL PROVINCE

Table 4 - Anuradhapura District

Drug	2015		2016		2017		2018		2019	
	N	%	N	%	N	%	N	%	N	%
Cannabis	1766	83.3	1247	77.1	678	69.5	1777	75.0	678	57.1
Heroin	218	10.3	287	17.7	297	30.5	450	19.0	506	42.5
Methamphetamine	-	-	-	-	-	-	-	-	2	0.2
Other	137	6.4	84	5.2	0	0.0	141	6.0	2	0.2
Total	2121	100.0	1618	100.0	975	100.0	2368	100.0	1190	100.0

Table 5 - Polonnaruwa District

Drug	2015		2016		2017		2018		2019	
	N	%	N	%	N	%	N	%	N	%
Cannabis	804	88.0	808	88.2	1032	84	798	82.3	461	81.9
Heroin	77	8.4	75	8.2	196	16	163	16.8	102	18.1
Other	33	3.6	33	3.6	0	0.0	9	0.9	0	0
Total	914	100.0	916	100.0	1228	100.0	970	100.0	563	100.0

NORTH WESTERN PROVINCE

Table 6 - Kurunegala District

Drug	2015		2016		2017		2018		2019	
	N	%	N	%	N	%	N	%	N	%
Cannabis	2267	69.1	2129	69.3	3008	66.3	4010	56.0	3511	51.8
Heroin	704	21.5	739	24	1527	33.7	2934	40.9	3257	48.0
Methamphetamine	-	-	-	-	-	-	1	0.0	3	0.1
Other	309	9.4	206	6.7	0	0.0	220	3.1	9	0.1
Total	3280	100.0	3074	100.0	4535	100.0	7165	100.0	6780	100.0

Table 7 - Puttalam District										
Drug	2015		2016		2017		2018		2019	
	N	%	N	%	N	%	N	%	N	%
Cannabis	1469	79.5	1765	77.9	1875	72.7	1129	42.8	1392	47.5
Heroin	304	16.5	405	17.9	705	27.3	1465	55.5	1466	50.1
Hashish	-	-	-	-	-	-	-	-	5	0.2
Methamphetamine	-	-	-	-	-	-	-	-	60	2.0
Other	74	4.0	96	4.2	0	0	46	1.7	6	0.2
Total	1847	100.0	2266	100.0	2580	100.0	2640	100.0	2929	100.0

NORTHERN PROVINCE

Table 8 - Jaffna District										
Drug	2015		2016		2017		2018		2019	
	N	%	N	%	N	%	N	%	N	%
Cannabis	178	86.4	274	87.3	266	80.4	340	65.8	330	50.8
Heroin	7	3.4	15	4.8	65	19.6	132	25.5	318	49.0
Opium	0	.0	1	0.3	0	0	0	0	0	0
Methamphetamine	-	-	-	-	-	-	-	-	1	0.2
Other	21	10.2	24	7.6	0	0	45	8.7	0	0
Total	206	100.0	314	100.0	331	100.0	517	100.0	649	100.0

Table 9 - Mannar District										
Drug	2015		2016		2017		2018		2019	
	N	%	N	%	N	%	N	%	N	%
Cannabis	153	73.9	150	83.3	215	93.9	237	84.9	410	76.2
Heroin	23	11.1	12	6.7	14	6.1	34	12.2	110	20.4
Opium	1	0.5	0	.0	0	0	0	0	0	.0
Cocaine	-	-	-	-	-	-	-	-	1	0.2
Hashish	-	-	-	-	-	-	-	-	1	0.2
Methamphetamine	0	0	0	0	0	0	2	0.7	16	3
Other	30	14.5	18	10	0	0	6	2.2	0	.0
Total	207	100.0	180	100.0	229	100.0	279	100.0	538	100.0

Table 10 - Mullativu District										
Drug	2015		2016		2017		2018		2019	
	N	%	N	%	N	%	N	%	N	%
Cannabis	53	100.0	83	98.8	96	95	113	99.1	21	80.8
Heroin	0	.0	1	1.2	5	5	1	0.9	3	11.5
Methamphetamine	-	-	-	-	-	-	-	-	2	7.7
Total	53	100.0	84	100.0	101	100.0	114	100.0	26	100.0

Table 11 - Vavuniya District										
Drug	2015		2016		2017		2018		2019	
	N	%	N	%	N	%	N	%	N	%
Cannabis	400	89.7	366	88	626	94.4	448	79.4	367	87.8
Heroin	11	2.5	32	7.7	37	5.6	55	9.8	49	11.7
Hashish	-	-	-	-	-	-	-	-	2	0.5
Other	35	7.8	18	4.3	0	0	61	10.8	0	0.0
Total	446	100.0	416	100.0	663	100.0	564	100.0	418	100.0

Table 12 - Kilinochchi District										
Drug	2015		2016		2017		2018		2019	
	N	%	N	%	N	%	N	%	N	%
Cannabis	70	94.6	113	90.4	215	99.5	136	91.8	206	91.2
Heroin	1	1.4	0	.0	01	0.5	10	6.8	19	8.4
Methamphetamine	-	-	-	-	-	-	-	-	1	0.4
Other	3	4.0	12	9.6	0	0	2	1.4	0	.0
Total	74	100.0	125	100.0	216	100.0	148	100.0	226	100.0

SABARAGAMUWA PROVINCE

Table 13 - Kegalle District										
Drug	2015		2016		2017		2018		2019	
	N	%	N	%	N	%	N	%	N	%
Cannabis	561	83.0	396	72.7	629	64.2	874	64.2	1101	54.3
Heroin	103	15.2	129	23.6	351	35.8	462	34.0	898	44.3
Methamphetamine	0	.0	0	.0	0	0	1	0.1	24	1.2
Other	12	1.8	20	3.7	0	0	23	1.7	3	0.2
Total	676	100.0	545	100.0	980	100.0	1360	100.0	2026	100.0

Table 14 - Ratnapura District										
Drug	2015		2016		2017		2018		2019	
	N	%	N	%	N	%	N	%	N	%
Cannabis	2145	75.7	1473	72.9	669	68.8	692	68.2	1877	64.1
Heroin	478	16.9	365	18.1	304	31.2	291	28.7	1021	34.9
Hashish	-	-	-	-	-	-	-	-	1	.0
Methamphetamine	-	-	-	-	-	-	-	-	22	0.8
Other	211	7.4	182	9.0	0	0	32	3.1	5	0.2
Total	2834	100.0	2020	100.0	973	100.0	1015	100.0	2926	100.0

SOUTHERN PROVINCE

Table 15 - Galle District										
Drug	2015		2016		2017		2018		2019	
	N	%	N	%	N	%	N	%	N	%
Cannabis	1946	69.2	1672	60.0	1436	56.6	825	55.9	871	44.7
Heroin	839	29.9	1018	36.6	1102	43.4	638	43.2	1076	55.2
Hashish	-	-	-	-	1	0	1	0.1	3	0.1
Other	26	0.9	95	3.4	0	0	12	0.8	0	.0
Total	2811	100.0	2785	100.0	2539	100.0	1476	100.0	1950	100.0

Table 16 - Hambantota District										
Drug	2015		2016		2017		2018		2019	
	N	%	N	%	N	%	N	%	N	%
Cannabis	1611	78.3	1977	87.8	2440	86.46	2672	77.3	2327	69.6
Heroin	437	21.2	257	11.4	381	13.50	770	22.3	978	29.2
Hashish	-	-	-	-	1	0.04	0	0	5	0.1
Methamphetamine	-	-	-	-	-	-	1	0	29	0.9
Cocaine	-	-	-	-	-	-	-	-	1	.0
Other	10	0.5	19	0.8	0	0	13	0.4	5	0.1
Total	2058	100.0	2253	100.0	2822	100.0	3456	100.0	3345	100.0

Table 17 - Matara District										
Drug	2015		2016		2017		2018		2019	
	N	%	N	%	N	%	N	%	N	%
Cannabis	2918	92.3	1290	71.0	1637	73.7	446	46.9	1379	56.0
Heroin	172	5.5	490	27.0	561	25.3	485	51.0	1045	42.4
Opium	0	.0	0	.0	3	0.1	0	0	0	.0
Cocaine	-	-	-	-	8	0.4	0	0	22	0.9
Hashish	-	-	-	-	12	0.5	0	0	10	0.4
Methamphetamine	-	-	-	-	-	-	-	-	4	0.2
Other	70	2.2	36	2.0	0	0	20	2.1	3	0.1
Total	3160	100.0	1816	100.0	2221	100.0	951	100.0	2463	100.0

UVA PROVINCE

Table 18 - Badulla District										
Drug	2015		2016		2017		2018		2019	
	N	%	N	%	N	%	N	%	N	%
Cannabis	1372	87.8	1374	81.5	1442	83	1469	70.8	1510	69.8
Heroin	80	5.1	161	9.5	295	17	500	24.1	638	29.5
Hashish	0	.0	0	.0	0	.0	1	0.1	4	0.2
Methamphetamine	-	-	-	-	-	-	-	-	8	0.4
Other	110	7.1	151	9.0	0	.0	104	5.0	2	0.1
Total	1562	100.0	1686	100.0	1737	100.0	2074	100.0	2162	100.0

Table 19 - Monaragala District										
Drug	2015		2016		2017		2018		2019	
	N	%	N	%	N	%	N	%	N	%
Cannabis	1800	97.2	1291	98.2	560	97.6	554	93.9	2013	92.6
Heroin	39	2.1	21	1.6	14	2.4	35	5.9	157	7.2
Methamphetamine	-	-	-	-	-	-	-	-	3	0.1
Other	13	0.7	3	0.2	0	.0	1	0.2	1	0.1
Total	1852	100.0	1315	100.0	574	100.0	590	100.0	2174	100.0

WESTERN PROVINCE

Table 20 - Colombo District										
Drug	2015		2016		2017		2018		2019	
	N	%	N	%	N	%	N	%	N	%
Cannabis	18,501	52.0	16,785	49.7	16,964	34.95	19,938	49.4	13,134	42.6
Heroin	16,846	47.4	16,770	49.7	13,862	44.90	19,322	47.8	15,941	51.7
Methamphetamine	2	.0	0	.0	0	.0	210	0.5	1566	5.1
Cocaine	-	-	-	-	21	0.07	20	0.1	27	0.1
Hashish	-	-	-	-	12	0.04	61	0.2	67	0.2
Other	223	0.6	220	0.6	13	0.04	820	2.0	74	0.3
Total	35,572	100.0	33,775	100.0	30,872	100.0	40,371	100.0	30,809	100.0

Table 21 - Gampaha District										
Drug	2015		2016		2017		2018		2019	
	N	%	N	%	N	%	N	%	N	%
Cannabis	5945	53.1	5747	53.7	8098	55.78	7734	45.4	5973	40.5
Heroin	4671	41.8	4587	42.9	6419	44.21	9030	53.0	8449	57.3
Hashish	-	-	-	-	1	0.01	12	0.1	6	.0
Methamphetamine	-	-	-	-	-	-	33	0.2	275	1.9
Cocaine	-	-	-	-	-	-	-	-	9	0.1
Other	569	5.1	369	3.4	0	.0	227	1.3	26	0.2
Total	11,185	100.0	10,703	100.0	14,518	100.0	17,036	100.0	14,738	100.0

Table 22 - Kalutara District										
Drug	2015		2016		2017		2018		2019	
	N	%	N	%	N	%	N	%	N	%
Cannabis	1768	65.0	2078	61.8	2669	67.01	2797	64.5	2106	53.5
Heroin	755	27.8	1074	31.9	1314	32.99	1406	32.4	1781	45.2
Hashish	0	.0	0	.0	0	.0	6	0.1	2	0.1
Methamphetamine	-	-	-	-	-	-	3	0.1	28	0.7
Cocaine	-	-	-	-	-	-	-	-	1	.0
Other	195	7.2	212	6.3	0	.0	126	2.9	18	0.5
Total	2718	100.0	3364	100.0	3983	100.0	4338	100.0	3936	100.0

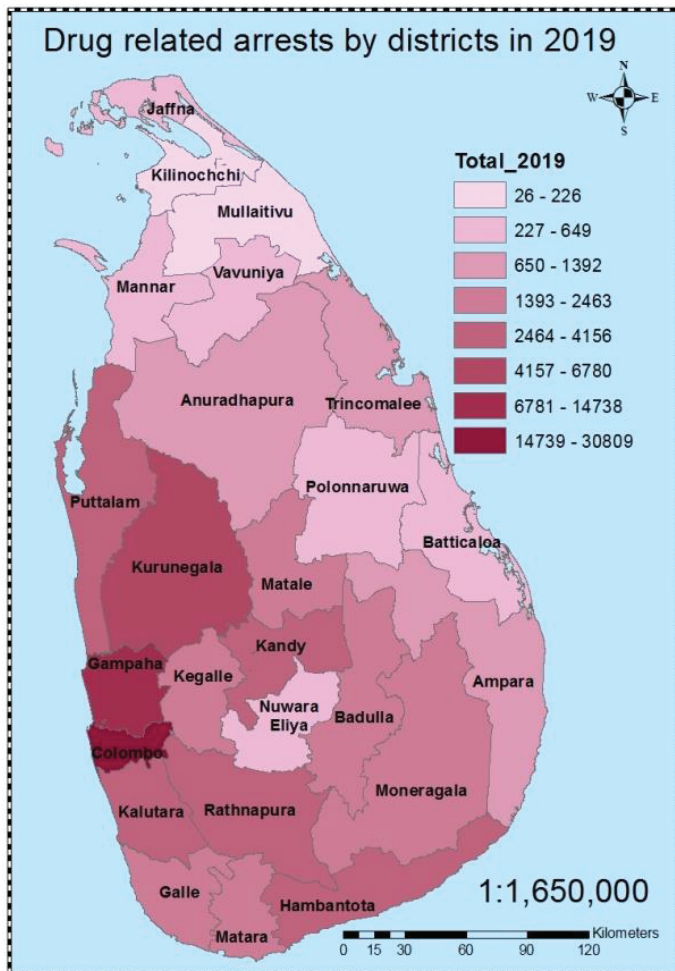
EASTERN PROVINCE

Table 23 - Ampara District										
Drug	2015		2016		2017		2018		2019	
	N	%	N	%	N	%	N	%	N	%
Cannabis	929	96.8	1032	93.0	1420	98.1	1344	90.9	1248	89.7
Heroin	3	0.3	20	1.8	27	1.9	73	4.9	140	10.1
Opium	0	.0	3	0.2	0	0	0	0	0	.0
Hashish	-	-	-	-	1	.0	2	0.1	2	0.1
	-	-	-	-	-	-	-	-	1	.0
Other	28	2.9	55	5.0	0	.0	60	4.1	1	0.1
Total	960	100.0	1110	100.0	1448	100.0	1479	100.0	1392	100.0

Table 24 - Batticaloa District										
Drug	2015		2016		2017		2018		2019	
	N -	% -	N	%	N -	% -	N -	% -	N	%
Cannabis	728	91.5	629	90.4	421	92.5	437	80.5	395	70.9
Heroin	12	1.5	11	1.6	34	7.5	89	16.4	149	26.8
Opium	1	0.1	0	.0	0	.0	0	0	0	.0
	-	-	-	-	-	-	-	-	10	1.8
Other	55	6.9	56	8.0	0	.0	17	3.1	3	0.5
Total	796	100.0	696	100.0	455	100.0	543	100.0	557	100.0

Drug	2015		2016		2017		2018		2019	
	N	%	N	%	N	%	N	%	N	%
Cannabis	753	97.2	625	92.3	545	90.4	985	89.6	975	83.5
Heroin	14	1.8	29	4.3	58	9.6	81	7.4	186	15.9
Methamphetamine	0	.0	0	.0	0	.0	2	0.2	3	0.3
									1	0.1
Other	8	1.0	23	3.4	0	.0	31	2.8	3	0.3
Total	775	100.0	677	100.0	603	100.0	1099	100.0	1168	100.0

Exhibit - 01



Drug Related Arrests by Drug and Province

Table 26 - Cannabis Related Arrests by Province

Province	2015	2016	2017	2018	2019
Central	3939	4483	4847	4892	3638
Eastern	2410	2286	2386	2766	2618
Northern	854	986	1418	1274	1334
North Central	2570	2055	1710	2575	1139
North Western	3736	3894	4883	5139	4903
Sabaragamuwa	2706	1869	1298	1566	2978
Southern	6475	4939	5513	3982	4577
Uva	3172	2665	2002	2023	3523
Western	26,214	24,610	27,731	30,469	21,213
Country Total	52,076	47,787	51,788	54,686	45,923

Table 27 - Heroin Related Arrests by Province

Province	2015	2016	2017	2018	2019
Central	745	964	1719	2611	2681
Eastern	29	60	119	243	475
Northern	42	60	122	232	499
North Central	295	362	493	613	608
North Western	1008	1144	2232	4399	4723
Sabaragamuwa	581	494	655	753	1919
Southern	1448	1765	2044	1854	3099
Uva	119	182	309	535	795
Western	22,272	22,431	21,595	29,758	26,171
Country Total	26,539	27,462	29,288	40,998	40,970

Table 28 - Methamphetamine Related Arrests by Province

Province	2018	2019
Central	4	13
Eastern	2	14
Northern	2	20
North Central	0	4
North Western	1	63
Sabaragamuwa	1	46
Southern	1	33
Uva	0	11
Western	246	1869
Country Total	257	2,073

Table 29 - Hashish, Opium, Cocaine, Psychotropic Substances and Other Drug Related Arrests by Province

Province	2015	2016	2017	2018	2019
Central	1692	2193	7	692	24
Eastern	92	137	1	110	10
Northern	89	73	0	114	4
North Central	170	117	0	150	2
North Western	383	302	0	266	20
Sabaragamuwa	223	202	0	55	9
Southern	106	150	25	46	49
Uva	123	154	0	106	7
Western	989	801	47	1272	230
Country Total	3867	4129	80	2811	355

(Other Drugs - Babul, Madana modaka, Hans, Panpara)

Exhibit 02 & 03 Comparison of drug related arrest by province in 2018 and 2019

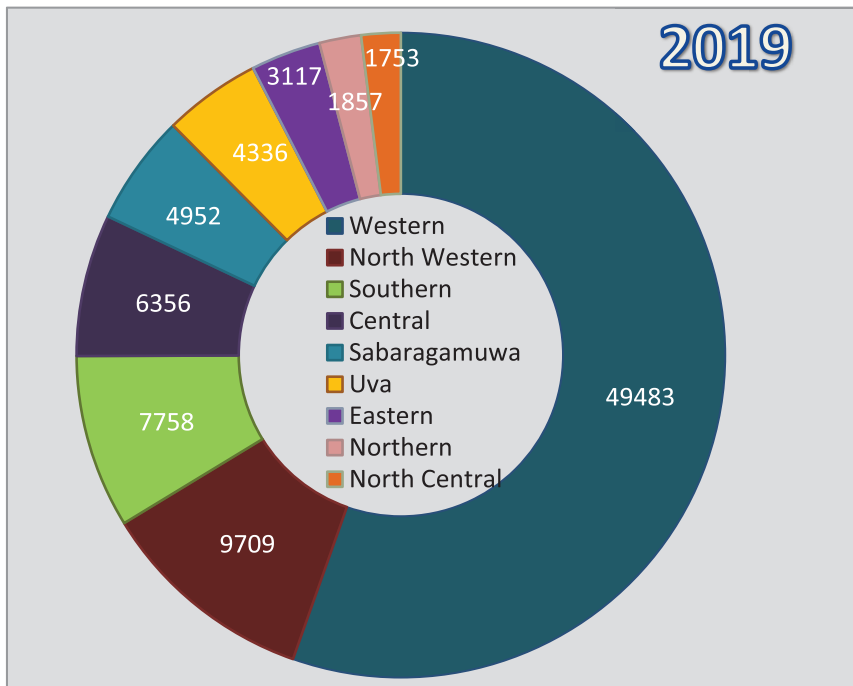
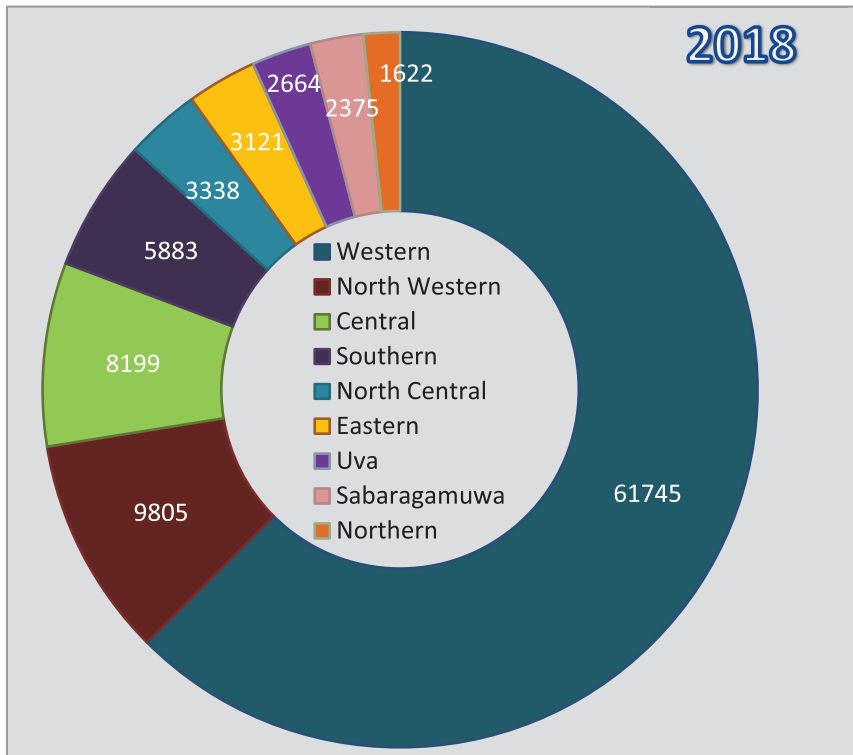


Exhibit - 04

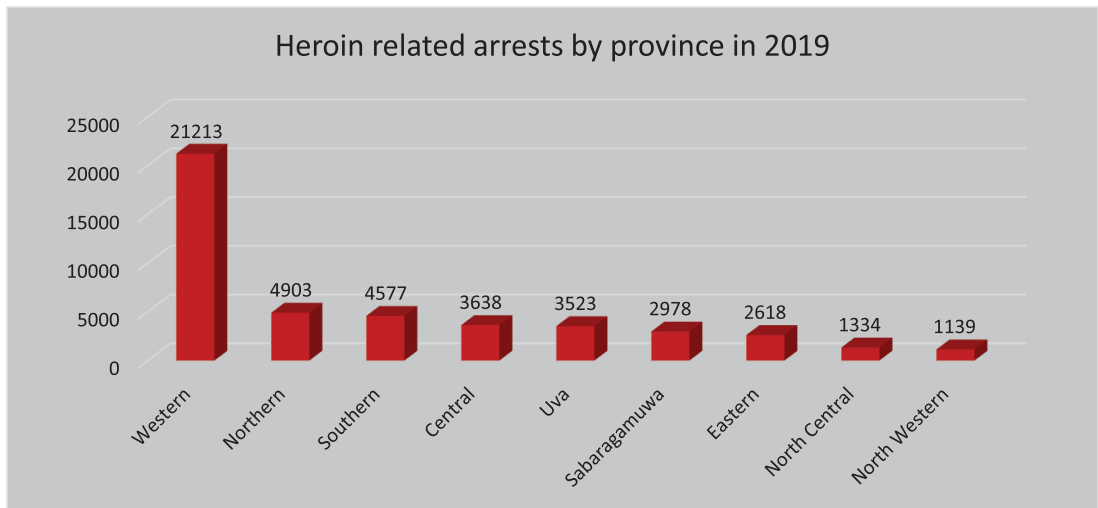
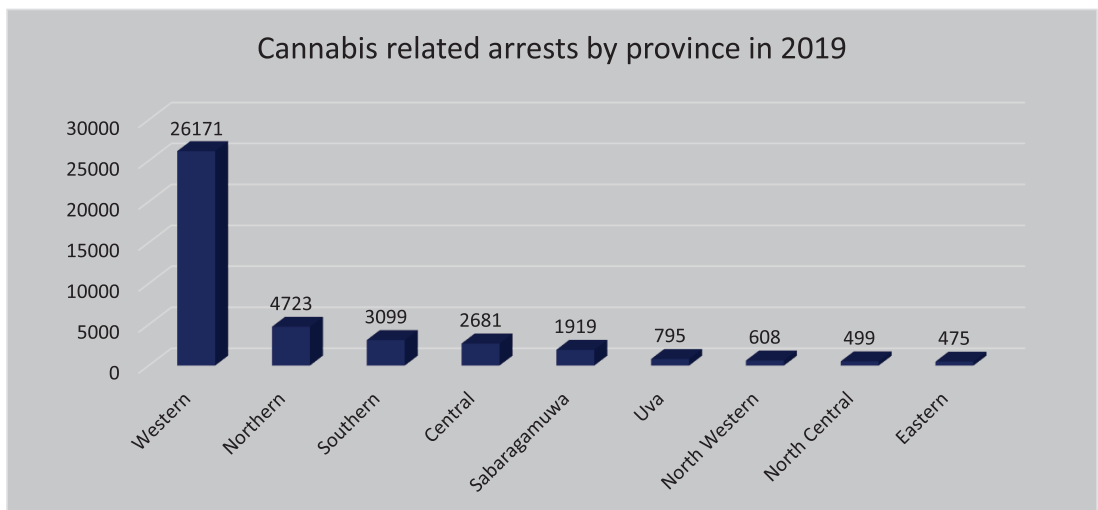


Exhibit - 05



Drug Related Arrests by Gender

Table 30 - Distribution of Drug Related Arrests by Gender				
Drug	Sex	Year	2018	2019
Cannabis	M		29,697	19,804
	F		625	410
		Total	30,322	20,214
Heroin	M		12,509	14,609
	F		338	308
		Total	12,847	14,917
Opium	M		0	0
	F		0	0
		Total	0	0
Hashish	M		90	70
	F		0	5
		Total	90	75
Cocaine	M		0	12
	F		0	1
		Total	0	13
Psychotropic * Substances	M		197	115
	F		13	4
		Total	210	119
Methamphetamine	M		172	939
	F		4	20
		Total	176	959
Other **	M		542	1259
	F		13	14
		Total	555	1273
Sub Total	M		43,207	37,095
	F		993	764
TOTAL			44,200	37,859

* LSD, Different type of Tablets

** Babul, Madanamodaka, Hans, Panpara, Tobacco Powder

(This table describes only reported data of DAMS)

Drug Related Arrests by Age and Drug

Table 31 - Cannabis related Arrests by Age

Age	2015		2016		2017		2018		2019	
	N	%	N	%	N	%	N	%	N	%
Below 14 yrs	16	0.1	16	0.1	23	0.1	20	0.1	9	0.0
15-19 yrs	1889	9.0	2420	11.3	3274	13.6	2964	13.8	2450	12.1
20-24 yrs	4520	21.4	5471	25.6	6613	27.4	5990	27.8	5379	26.6
25-29 yrs	3378	16.0	3739	17.5	4241	17.6	4110	19.1	3835	19.0
30 and above	11293	53.5	9731	45.5	9956	41.3	8420	39.2	8541	42.3
Total	21096	100	21377	100.0	24107	100	21504	100.0	20214	100

Table 32 - Heroin related Arrests by Age

Age	2015		2016		2017		2018		2019	
	N	%	N	%	N	%	N	%	N	%
Below 14 yrs	1	0.0	3	0.0	2	0.0	4	0.0	6	0.0
15-19 yrs	86	1.5	174	2.3	279	2.5	424	3.3	554	3.7
20-24 yrs	755	12.8	964	12.8	1754	16.0	2571	19.9	3115	20.9
25-29 yrs	1050	17.9	1349	17.9	2192	20.0	3008	23.2	3357	22.5
30 and above	3990	67.8	5033	66.9	6727	61.4	6946	53.6	7885	52.9
Total	5882	100	7523	100	10954	100	12953	100.0	14917	100

Table 33 - Hashish related Arrests by Age

Age	2015		2016		2017		2018		2019	
	N	%	N	%	N	%	N	%	N	%
Below 14 yrs	0	0.0	0	0.0	0	0.0	1	0.1	0	0
15-19 yrs	2	12.5	2	8.7	2	6.7	42	5.9	0	0
20-24 yrs	4	25.0	5	21.7	11	36.7	172	24.1	2	2.6
25-29 yrs	3	18.8	6	26.1	4	13.3	149	20.9	8	10.7
30 and above	7	43.8	10	43.5	13	43.3	349	49.0	65	86.7
Total	16	100	23	100.0	30	100	713	100.0	75	100

* From the recorded data of DAMS data base and this data is not tally for the total arrest figures

Drug Related Arrests by Ethnicity

Table 34 - Distribution by Ethnicity						
Ethnicity		2015*	2016*	2017*	2018*	2019*
Sinhala	N	24,150	24,449	28,138	28,803	28,965
	%	83.27	81.12	79	80.8	76.5
Tamil	N	2197	2298	3,099	2,974	3590
	%	7.57	7.62	09	8.4	9.5
Moor	N	2300	3058	3,733	3,056	3854
	%	7.93	10.14	10.5	8.6	10.2
Malay	N	116	137	133	220	97
	%	0.4	0.45	0.3	0.6	0.3
Burgher	N	49	50	79	87	77
	%	0.17	0.17	0.2	0.2	0.2
Other	N	192	150	387	496	1276
	%	0.66	0.5	01	1.4	3.4
Total	N	29,004	30,143	35,569	35,636	37,859
	%	100.0	100.0	100.0	100.0	100

* From the recorded data of DAMS data base and this data is not tally for the total arrest figures

**Quantity of Drug seized in kg
2015 – 2019**

Drugs	2015			2016			2017			2018			2019		
	kg	g	mg	kg	g	mg	kg	g	mg	kg	g	mg	kg	g	mg
Heroin	46	66	278	206	963	758	314	955	688	739	095	763	1741	992	01
Cannabis	6569	641	677	4174	507	851	4987	061	793	4878	399	624	7071	093	78
Opium	2	218	500	15	398	370	0	0	770	-	-	-	-	-	-
Hashish	4	272	670	40	318	176	38	272	340	33	311	876	15	162	587
Cocaine	5	774	986	1570	788	642	220	697	530	21	205	383	10	839	759
Methamphetamine	-	-	-	0	0	50	0	96	550	7	127	926	35	445	707

Exhibit - 06

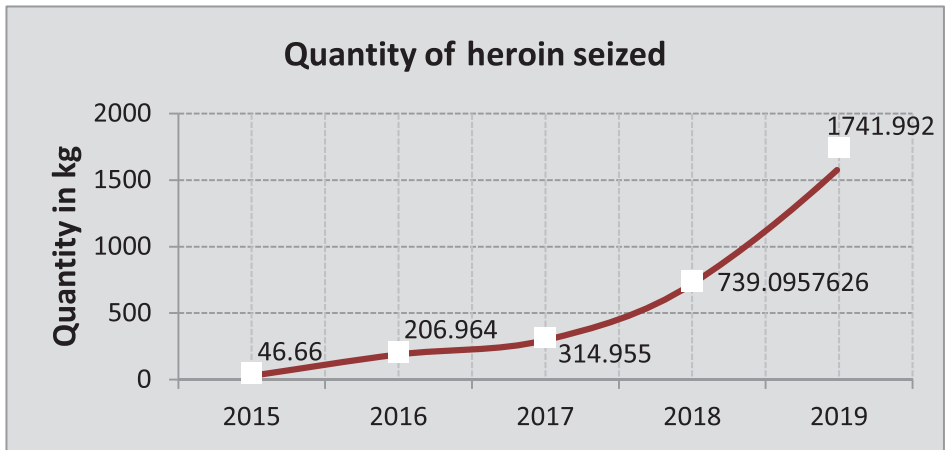


Exhibit - 07

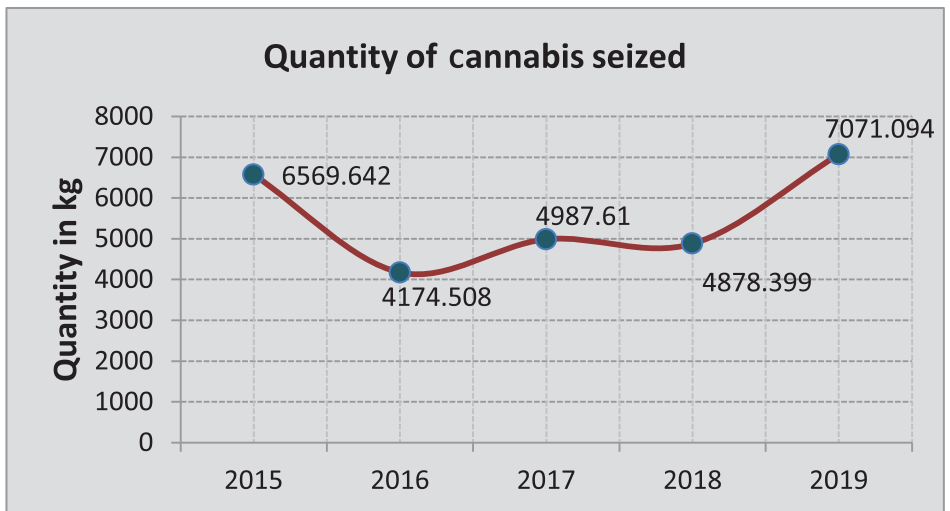


Exhibit - 08

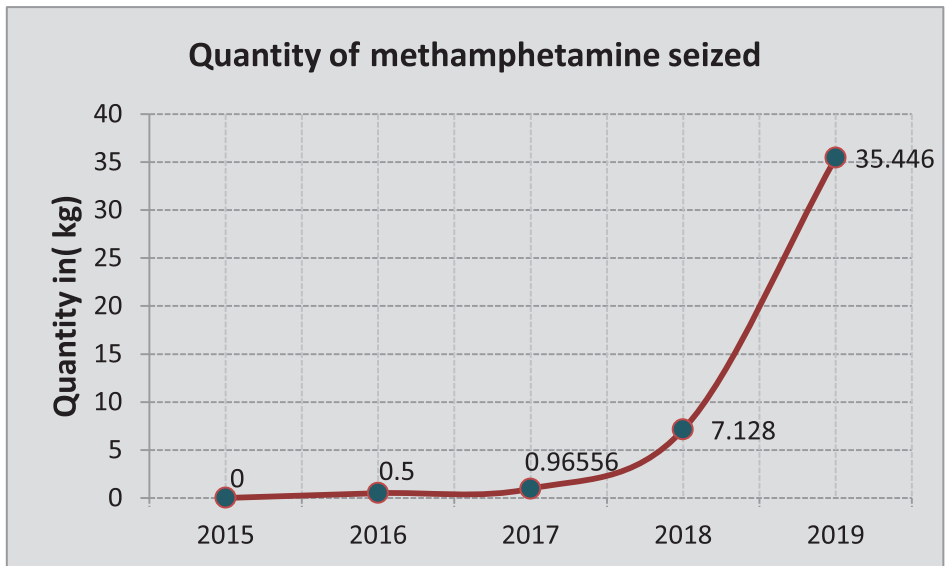


Table 36 - Quantity of Heroin Seized and Number of Heroin Related Court Cases by Police Divisions - 2019

Police Divisions & Agencies	Quantity			Court Cases
	Kg	g	mg	
Anuradhapura	0	279	779	506
Ampara	0	100	204	139
Badulla	0	248	674	381
Bandarawela	0	130	783	257
Batticaloa	0	048	732	147
Chilaw	1	114	245	1,239
Colombo Central	1	993	740	2,956
Colombo North	6	502	361	4,871
Colombo South	2	558	842	1,131
Elpitiya	0	466	100	1,009
Galle	0	060	675	72
Gampaha	0	696	609	2,677
Gampola	0	098	025	264
Hatton	0	002	745	13
Jaffna	0	181	929	311
Kaluthara	0	963	814	900
Kandy	1	330	609	1,633
Kanthale	0	033	474	38
Kegalle	0	374	268	477
Kelaniya	3	274	544	3,820
Kilinochchi	0	023	154	19
Kuliyaipitiya	1	189	146	1,213
Kurunagala	1	105	738	1,731
Mathale	0	297	743	719
Mannar	0	059	233	110
Matara	1	992	567	1,045
Monaragala	0	057	782	157
Mount Lavinia	0	990	732	1,161
Mulathivu	0	002	515	3
Negombo	39	378	502	1,943
Nikaweratiya	0	279	203	316
Nugegoda	56	416	378	3,535
Nuwaraeliya	0	008	603	53
Panadura	1	988	224	667
PNB	632	343	112	254
Polonnaruwa	0	058	995	102
Puttalam	0	091	874	227
Rathnapura	0	355	339	1,021
Seethawakapura	0	349	469	420
Tangalle	0	510	268	978
Trincomalee	0	178	889	149
Vavuniya	0	026	138	49
Walana - CVS	0	554	692	215
SL Navy	379	189	000	4
STF	203	592	000	1,376
CCD	4	749	069	364
Kankasanthurei	0	006	605	8
Organize Crime	7	543	580	18
PNB/STF	97	173	010	2
TID	3	229	298	1
PNB/STF/SL Navy	107	022	000	1
PNB/SL Navy	0	070	769	1
Excise	110	000	000	1
Total	1,741	992	010	40,904

Table 37 - Quantity of Cannabis Seized and Number of Cannabis Related Court Cases by Police Divisions - 2019

Police Divisions & Agencies	Quantity		Court Cases
	Kg	mg	
Anuradhapura	13	320	681
Ampara	36	369	1,256
Badulla	14	025	811
Bandarawela	25	333	706
Batticaloa	14	446	397
Chilaw	06	644	959
Colombo Central	49	159	3,951
Colombo North	30	994	1,131
Colombo South	15	456	1,562
Elpitiya	04	471	789
Galle	0	481	89
Gampaha	46	514	1,789
Gampola	0	783	442
Hatton	0	240	189
Jaffna	83	830	255
Kaluthara	16	286	1,418
Kandy	11	563	1,794
Kanthale	0	703	388
Kankasanthurei	493	564	64
Kilinochchi	323	843	206
Kegalle	03	526	588
Kelaniya	31	545	2,977
Kuliyapitiya	08	047	933
Kurunagala	22	350	1,821
Mannar	534	811	412
Mathale	06	310	1,037
Matara	27	287	1,381
Mulathivu	0	072	21
Monaragala	148	363	2,155
Mount Lavinia	10	174	1,764
Negombo	07	031	1,220
Nikaweratiya	04	341	767
Nugegoda	95	406	3,557
Nuwaraeliya	0	470	180
Panadura	02	792	549
PNB	659	097	95
Polonnaruwa	05	539	461
Puttalam	13	228	438
Rathnapura	20	361	1,877
Seethawakapura	01	443	515
Tangalle	49	071	2,326
Trincomalee	18	950	588
Vavuniya	246	195	368
Walana - CVS	10	513	139
Customs	14	788	3
PNB & SL Navy	225	250	3
SL Navy	1,602	532	15
STF	1,394	932	806
CCD	11	104	135
Organize Crime	451	623	5
SL Army & STF	140	800	1
SL Navy & SL Police	112	120	1
Total	7071	094	46,182

Foreign Nationals Arrested in Sri Lanka for Drug Related Offences

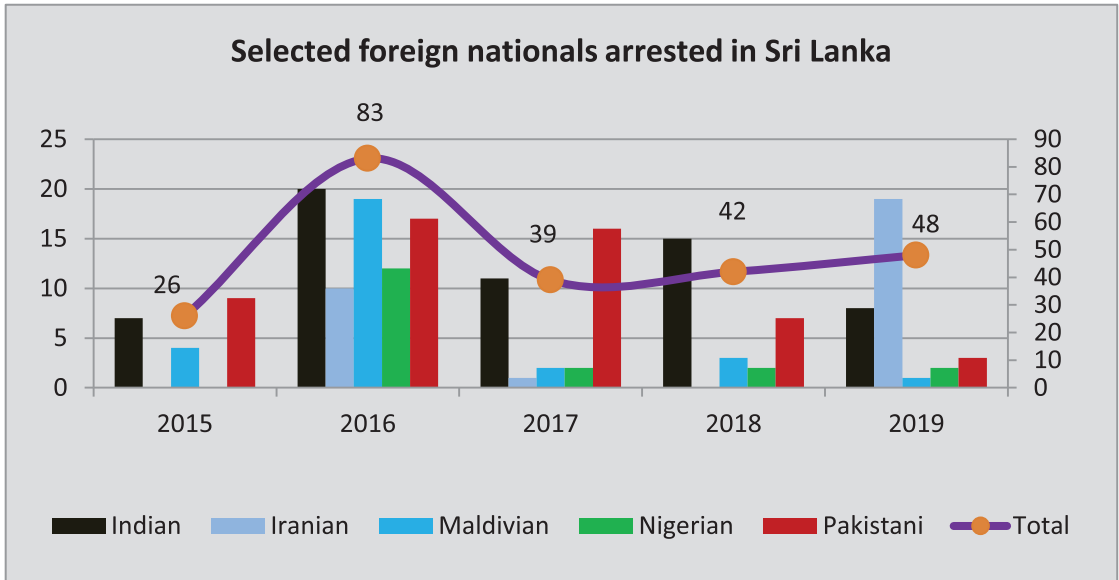
Table 38 - Distribution of Foreign Nationals Arrested in Sri Lanka

Nationals	2015	2016	2017	2018	2019	Total
Afganistan	0	0	0	0	1	1
American	0	0	0	0	2	2
British	1	0	0	0	0	1
Bangladesh	0	1	0	4	0	5
Bolivian	0	1	0	1	1	3
Brazil	0	0	0	3	1	4
Chinese	1	0	1	0	3	5
Czech Republic	1	0	0	0	0	1
Finland	1	0	0	0	0	1
French	0	0	2	0	0	2
German	0	0	0	1	0	1
Indian	7	20	11	15	8	61
Iranian	0	10	1	0	19	30
Ireland	0	0	0	1	0	1
Italian	0	0	1	1	1	3
Israel	0	0	0	0	2	2
Japan	0	0	1	0	0	1
Kenyan	0	0	0	0	1	1
Laos	0	0	0	0	1	1
Latvian	0	0	1	0	0	1
Malaysian	0	0	0	0	1	1
Maldivian	4	19	2	3	1	29
Netherland	0	0	0	1	0	1
Nepalese	1	0	0	1	0	2
Newzeeland	0	0	0	1	0	1
Nigerian	0	12	2	2	2	18
Pakistani	9	17	16	7	3	52
Seychells	0	0	0	1	0	1
Singapore	0	1	0	0	0	1
Russian	0	1	0	0	0	1
Ugandan	0	0	1	0	0	1
Ukraine	1	0	0	0	0	1
UK	0	0	0	0	1	1
Venezuelan	0	1	0	0	0	1
Total	26	83	39	42	48	238

Sri Lankans Arrested in Abroad for Drug Related Offences

Table 39 - Distribution of Sri Lankans Arrested in Abroad					
Country	2015	2016	2017	2018	2019
	M				
India	1	3	0	0	0
Malaysia	1	0	0	0	0
Moldives	0	1	0	0	0
China	0	1	0	0	0
Total	2	5	0	0	0

Exhibit - 09



Part 2

**Price and Purity
Level of Drugs**

Price of Drugs

Measuring changes of price and purity of illicit drugs support to assessing drug availability. Drug price values and purity level of drugs are analyzed by the National Narcotic Laboratory (NNL) of National Dangerous Drugs Control Board and Police Narcotic Bureau. Whole sale and retail prices of drugs in national level

typically fluctuated from year to year and highest retail and street level price were reported for cocaine during the year 2019. Street level price of Cocaine (1kg) was increased by 36% in 2019 compared to the year 2018.

Street Level & Wholesale Prices of Drugs

Table 40 - Street Level and Wholesale Prices of Cannabis per kilogram				
Year	Street Level Price for Locals		Wholesale Price for Locals	
	Low Rupees	High Rupees	Low Rupees	High Rupees
2015	20,000	20,000	16,000	16,000
2016	22,000	22,000	17,000	17,000
2017	22,000	22,000	17,000	17,000
2018	30,000	30,000	25,000	25,000
2019	126,000	126,000	-	-

Table 41 - Street Level and Wholesale Prices of Heroin (Brown) per kilogram				
Year	Street Level Price for Locals		Wholesale Price for Locals	
	Low Rupees	High Rupees	Low Rupees	High Rupees
2015	6,000,000	10,000,000	4,000,000	5,500,000
2016	8,000,000	10,000,000	5,000,000	6,000,000
2017	8,000,000	10,000,000	5,000,000	6,000,000
2018	6,000,000	6,000,000	4,500,000	4,500,000
2019	10,000,000	10,000,000	-	-

Table 42 - Street Level and Wholesale Prices of Opium per kilogram				
Year	Street Level Price for Locals		Wholesale Price for Locals	
	Low Rupees	High Rupees	Low Rupees	High Rupees
2015	1,500,000	1,500,000	1,200,000	1,200,000
2016	1,500,000	1,500,000	1,200,000	1,200,000
2017	1,500,000	1,500,000	1,200,000	1,200,000
2018	1,500,000	1,500,000	1,200,000	1,200,000
2019	-	-	-	-

Source - Police Narcotic Bureau

Table 43 - Street Level and Wholesale Prices of Hashish Per Kilogram				
Year	Street Level Price for Locals		Wholesale Price for Locals	
	Law Rupees	High Rupees	Law Rupees	High Rupees
2017	900,000	900,000	600,000	600,000
2018	800,000	800,000	700,000	700,000
2019	-	-	-	-

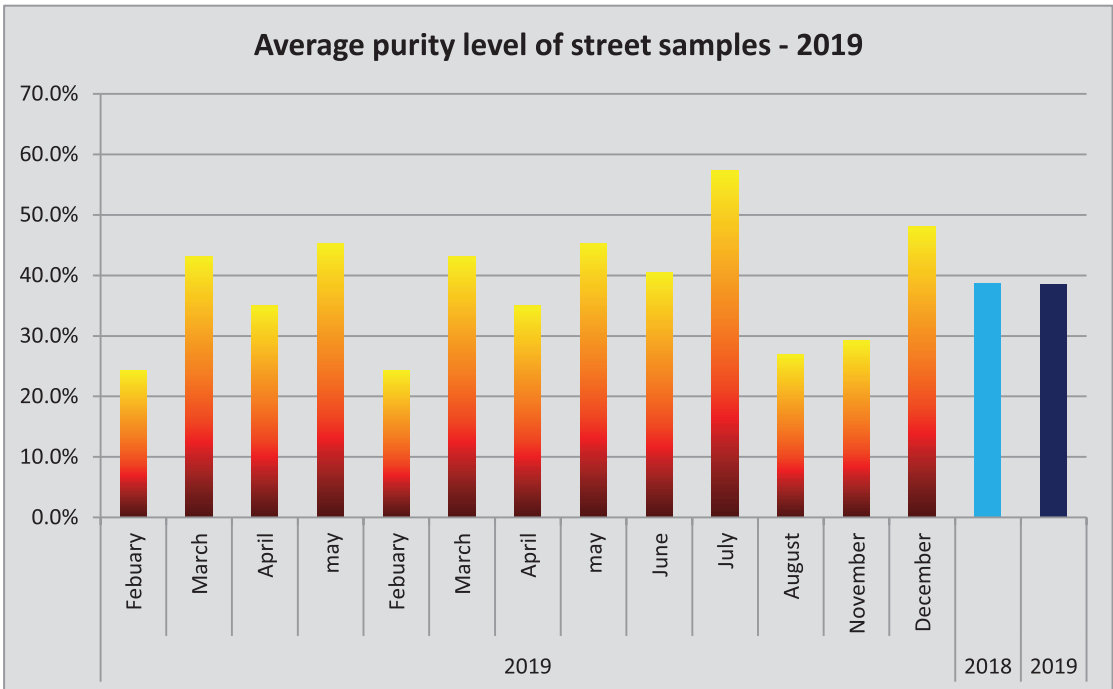
Table 44 - Street Level and Wholesale Prices of Cocaine per Kilogram				
Year	Street Level Price for Locals		Wholesale Price for Locals	
	Law Rupees	High Rupees	Law Rupees	High Rupees
2017	15,500,000	15,500,000	15,000,000	15,000,000
2018	13,000,000	13,000,000	12,000,000	12,000,000
2019	18,000,000	18,000,000	-	-

Table 45 - Precentage of diacetylmorphine of street heroin samples

District	Area	February	March	April	May	June	July	August	November	December
Colombo	Mattakkuliya	43.4	34.7	-	-	-	-	-	-	-
	Colombo North	-	-	37.5	62.6	0.7	60.2	-	-	-
	Nugegoda Colombo	-	-	-	-	-	-	22.9	0	-
Galle	Galle	2.5	66.7	-	19	75	-	0	8.4	-
	Hikkaduwa	-	-	16	-	-	-	3.6	-	52.9
	Galle - I	-	-	-	-	-	-	-	-	-
Jaffna	-	-	-	-	-	-	-	38.9	-	-
Matara	Matara	53.2	62.6	83.6	9.3	59.9	63.4	-	-	-
	Matara - I	-	-	-	-	-	59.8	-	-	-
	Weligama	-	-	-	-	-	-	-	22.7	65.7
Gampaha	Minuwangoda	-	-	-	-	-	-	24.9	-	-
	Gampaha	14.8	23.8	-	83.7	-	-	-	-	-
	Negambo	0.9	1.2	2.5	79.9	1.3	60.8	-	0	-
	Welweniya	-	-	2.3	-	0	0	-	-	-
	Negambo -I	-	-	-	-	-	71.9	-	-	-
Kalutara	Kalutara	49	64.2	78.9	18.4	41.7	-	-	-	-
	Wadduwa	-	-	-	-	-	37.6	13.2	-	-
	Wadduwa -I	-	-	-	-	-	-	0	-	-
Kandy	Gampola	1.8	38.3	15.7	65.5	71.4	59.2	35.1	-	-
	Kandy	-	-	-	-	-	-	-	50.1	51.7
Kegalle	Kegalle	-	33.1	47	70.2	52.4	62.2	-	-	57.2
	Kurunegala	-	-	-	-	-	-	0	0	54.5
	Mannar	-	-	-	-	-	63.3	-	-	47.9
Puttalam	Puttalam	51.8	61.1	58.9	60.1	43.5	51.4	44.4	0	58
	Puttalam -I	-	-	-	-	-	46.2	-	-	3.2
	Chillaw	-	-	-	-	-	-	-	0	52.7
Ratnapura	Ratnapura	-	-	-	-	-	-	0	-	-
Vauniya	Vauniya	43.9	61.6	0	12.1	0	-	-	-	-
Anuradhapura	Anuradhapura	-	-	-	-	-	54.5	38.5	40.2	-
Total		24.3	43.1	34.9	45.2	40.5	57.3	27.0	29.2	48.1

Table 46 - Average Purity Level of Heroin			
Year	No. of Samples	Average Percentage of Diacetylmorphine	Cutting Agents Adulterants / Diluents
2015	62	15.38	Acetaminophen, Caffeine, Diazepam
2016	133	17.87	Acetaminophen, Caffeine, Diazepam
2017	122	33.5	Acetaminophen, Caffeine, Diazepam, Sorbitol, Lactose, Olanzapine Benadryl, Tofizopam
2018	80	38.7	Acetaminophen, Caffeine, Diazepam, Lactose, Olanzapine Benadryl, Tofizopam, Tramadol, Etofylline, Theophylline, Paromomycin, Prednisone, Galaxolide, Napthalene, Dothiepin, Pimethixene
2019	152	38.5	Acetaminophen, Caffaine, Asteromycin, Imidazole, Demacolcine, Tramadol, Lactose, Paromomycin, Metacetamol, Actinobolin, Sucrose, Glucose, Naphthalenone, Citenamide, Benceneethanamine, Discoctylphthalate

Exhibit - 10



Part 3

Consumption of Cannabis for Medicinal Purposes

Table 47 - Annual Consumption of Cannabis for Preparation of Ayurvedic Medicine					
Consumer	2015 kg	2016 kg	2017 kg	2018 kg	2019 kg
Ayur. Drug Corp Navinna	129,350	129,800	111,300	184,700	212,810
Registered Doctors and Drug Producers	91,075	202,740	87,725	68,200	11,350
Total	220,425	332,540	199,025	252,900	224,160

Exhibit - 11

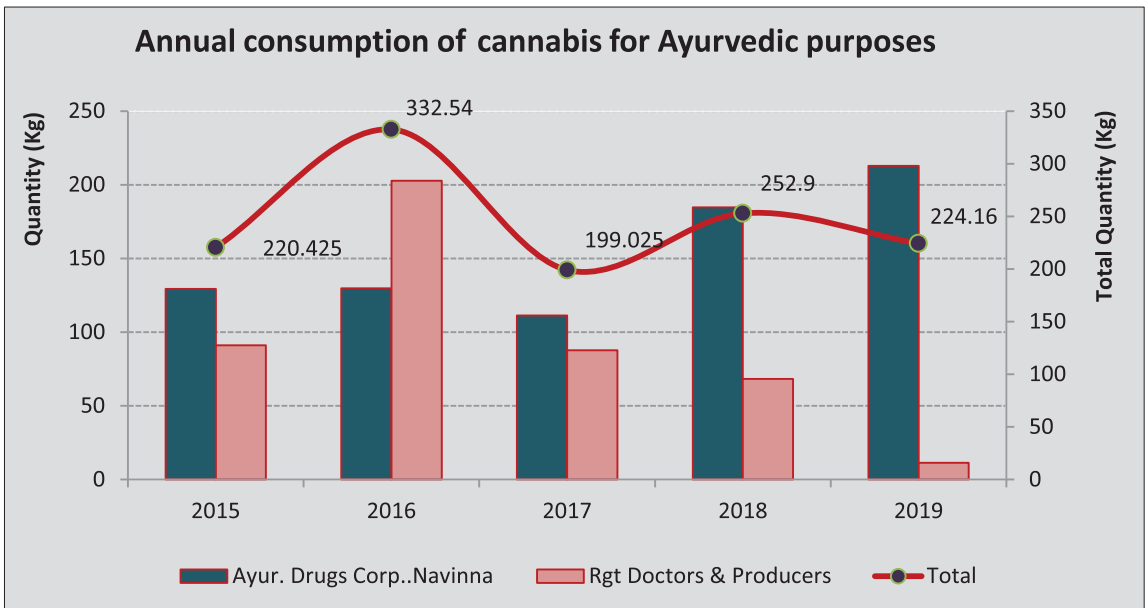


Table 48 - Consumption of Cannabis by Ayurvedic Drugs Corporation, Navinna

Year	Production Name	Batch	Qty. Per Batch	Total kg.
2015	Madana Modakaya	03	36.300	108.900
	Kameshwari Modakaya	01	20.450	20.450
	Total			129.350
2016	Buddaraja kalkaya	02	2.000	5.500
	Madana Modakaya	02	36.300	72.600
	Suran Vidura Vatee	02	1.800	3.600
	Ranahansa Rasayanaya	20	0.360	7.200
	Kameshwari Modakaya	02	20.450	40.900
Total			129.800	
2017	Buddaraja kalkaya	04	2.000	8.000
	Kameshwari Modakaya	02	20.450	40.900
	Kameshwari Modakaya	01	20.700	20.700
	Suran Vidura Vatee	03	1.800	5.400
	Madana Modakaya	01	36.300	36.300
Total			111.300	
2018	Buddaraja kalkaya	3	2.000	6.00
	Madana Modakaya	3	36.300	108.900
	Kameshwari Modakaya	4.278	2.450	62.100
	Suran Vidura Vatee	3	1.800	7.700
Total			184.700	
2019	Ranahansa Rasayanaya	11	00.360	3.960
	Buddaraja kalkaya	10	2.000	20.000
	Kameshwari Modakaya	1.5	20.700	31.050
	Suran Vidura Vatee	07	1.800	12.600
	Madana Modakaya	04	36.300	145.200
Total			212.810	

Part 4

Prison Admissions

Prison Admissions by Offence

Table 49 - Male Prison admissions by offences					
Type of Offence	2015 N	2016 N	2017 N	2018 N	2019 N
Narcotic %	10,993 47.1	10,393 44.9	10,432 46.8	12,674 52.1	14,946 52.4
Excise %	2,287 9.8	3,001 13.0	2,529 11.4	3,283 13.5	3,402 11.9
Theft %	1,155 5.0	1,079 4.7	1,236 5.6	1,026 4.2	1,747 6.1
Murder %	171 0.7	171 0.7	199 0.9	149 0.6	127 0.4
Unlawful Intercourse %	27 0.1	08 0.0	28 0.1	11 0.1	3 0.0
Culpable Homicide %	87 0.4	123 0.5	104 0.5	80 0.3	116 0.4
Others %	8,607 36.9	8,390 36.2	7,740 34.8	7088 29.2	8,169 28.8
Total %	23,327 100.0	23,165 100.0	22,268 100.0	24,311 100.0	28,510 100.0

Source - Department of Prisons

Table 50 - Female Prison Admissions by Offence					
Type of Offence	2015 N	2016 N	2017 N	2018 N	2019 N
Narcotic %	178 23.5	142 15.9	157 27.8	142 26.2	177 27.1
Excise %	69 9.1	74 8.3	67 11.9	65 12.0	100 15.2
Theft %	63 8.3	141 15.8	42 7.4	49 9.1	52 8.0
Murder %	4 0.5	3 0.3	12 2.1	6 1.1	2 0.3
Unlawful Intercourse %	8 1.1	10 1.1	0 0	0 0.0	0 0.0
Culpable Homicide %	0 .0	2 0.2	6 1.1	6 1.1	8 1.2
Others %	437 57.5	523 58.4	281 49.7	273 50.5	315 48.2
Total %	759 100.0	895 100.0	565 100.0	541 100.0	654 100.0

Table 51 - Total Prison Admissions by Offence (Male and Female)					
Type of Offence	2015 N	2016 N	2017 N	2018 N	2019 N
Narcotic %	11,171 46.4	10,535 43.8	10,589 46.4	12,816 51.6	15,123 51.9
Excise %	2,356 9.8	3,075 12.8	2,596 11.4	3,348 13.5	3,502 12.0
Theft %	1,218 5.1	1,220 5.1	1,278 5.6	1,075 4.3	1,799 6.2
Murder %	175 0.7	174 0.7	211 0.9	155 0.6	129 0.4
Unlawful Intercourse %	35 0.1	18 0.1	28 0.1	11 0.1	3 0.0
Culpable Homicide %	87 0.4	125 0.5	110 0.5	86 0.3	124 0.4
Others %	9,044 37.5	8,913 37.0	8,021 35.1	7,361 29.6	8,484 29.1
Total %	24,086 100.0	24,060 100.0	22,833 100.0	24,852 100.0	29,164 100.0

Drug	2015		2016		2017		2018		2019	
	N	%	N	%	N	%	N	%	N	%
Cannabis	3,648	32.7	2,739	26.0	2,858	27.0	2387	18.6	2,131	14.1
Heroin	7,519	67.3	7,783	73.9	7,706	72.8	10,412	81.2	11,997	79.3
Opium	3	.0	6	0.1	14	0.1	7	0.1	806	5.4
Other	1	.0	7	0.1	11	0.1	10	0.1	189	1.2
Total	11,171	100.0	10,535	100.0	10,589	100.0	12,816	100.0	15,123	100.0

Exhibit - 12

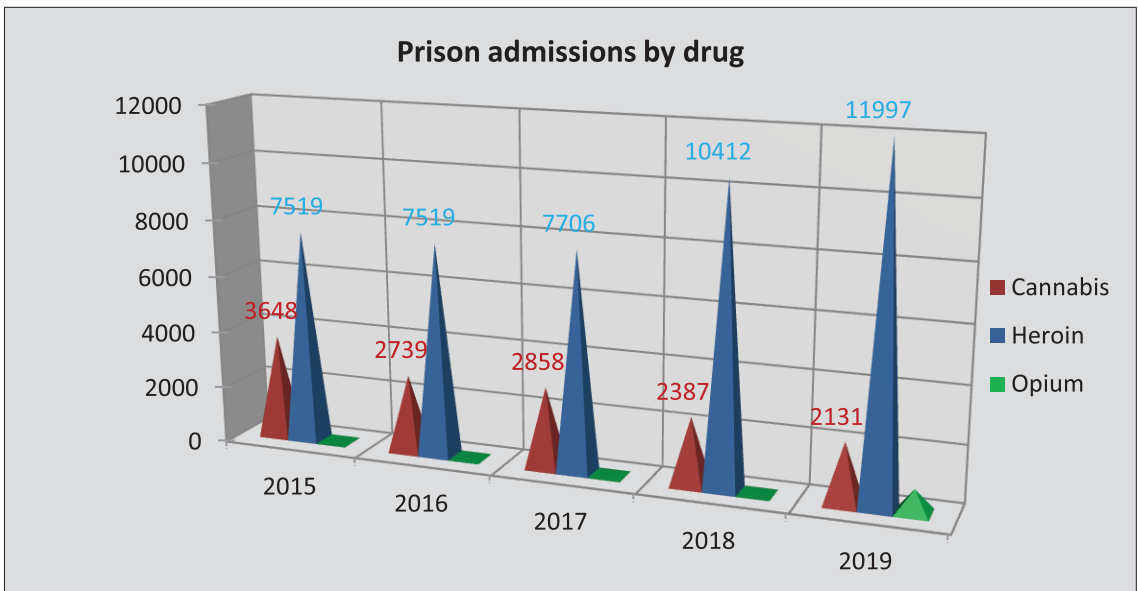


Exhibit - 13

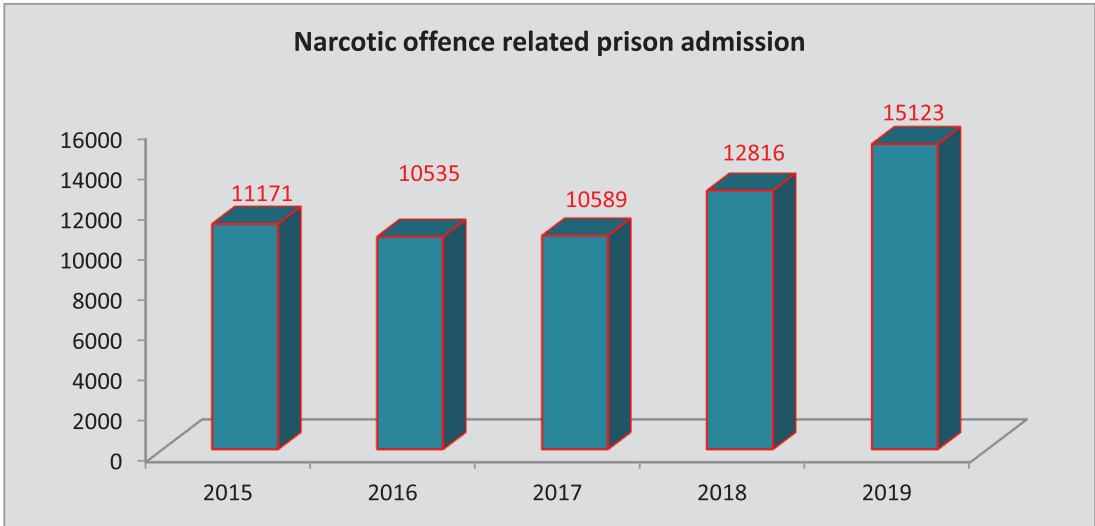


Exhibit - 14

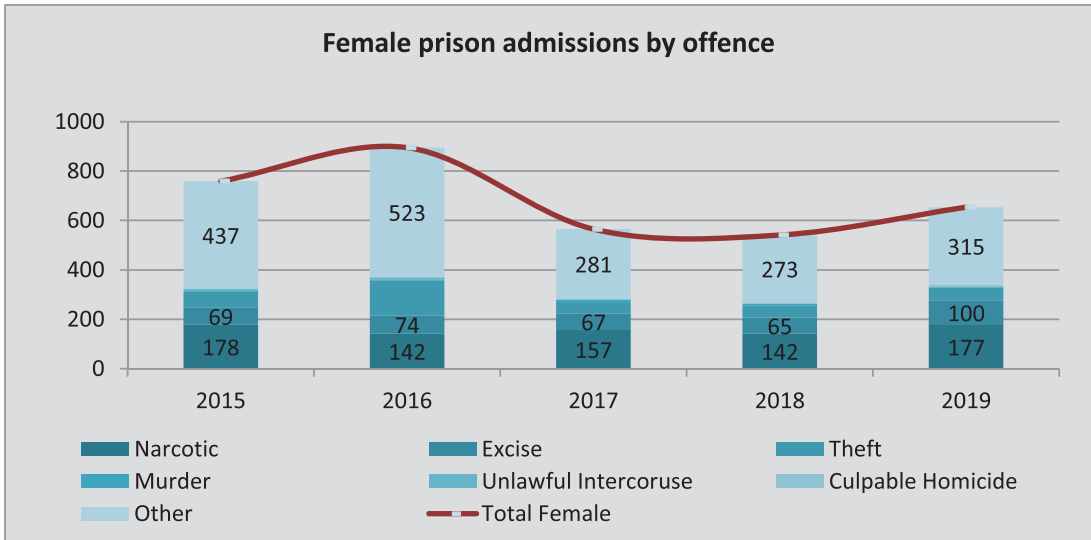


Exhibit - 15

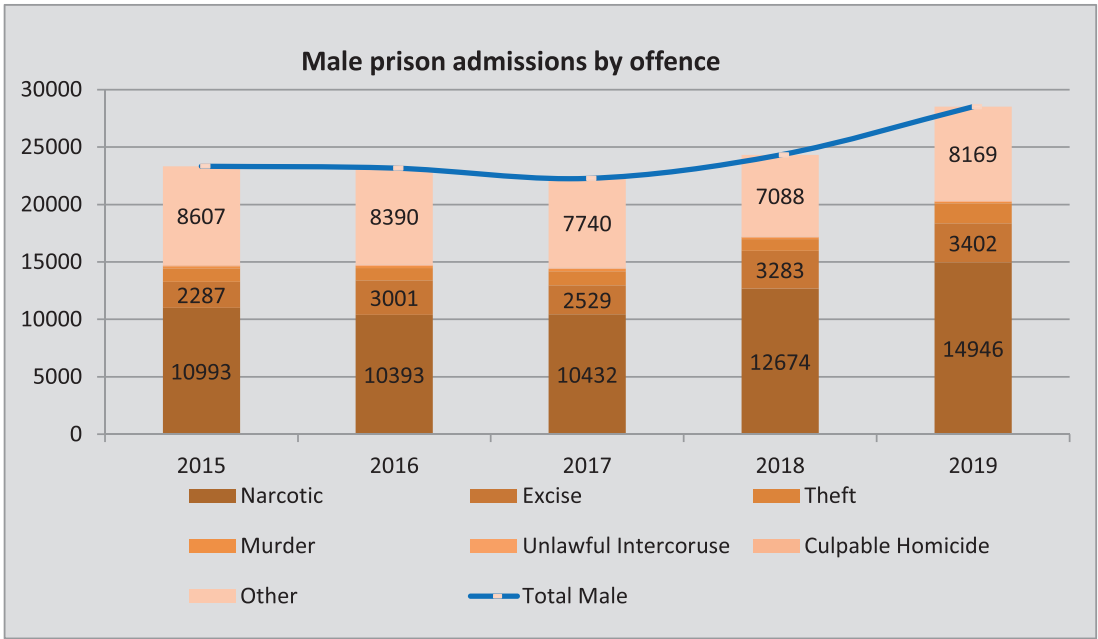
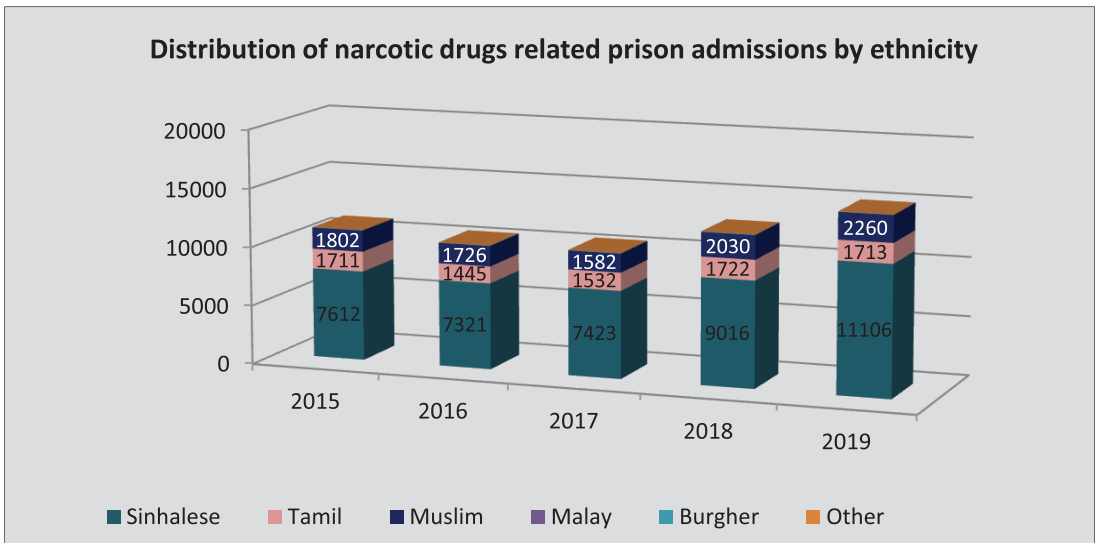


Exhibit - 16



Drug Related Prison Admissions by Ethnicity and Religion

Table 53 - Distribution of Narcotic Drug Related Prison Admissions by Ethnicity										
Ethnicity	2015		2016		2017		2018		2019	
	N	%	N	%	N	%	N	%	N	%
Sinhalese	7,612	68.1	7,321	69.5	7,423	70.1	9,016	70.3	11,106	73.4
Tamil (SL)	1,711	15.3	1,445	13.7	1,532	14.5	1,722	13.4	1,713	11.4
Muslim	1,802	16.2	1,726	16.4	1,582	14.9	2,030	15.8	2,260	14.9
Malay	21	0.2	15	0.1	19	0.2	13	0.2	12	0.1
Burgher	24	0.2	27	0.3	32	0.3	31	0.2	21	0.1
Other	1	.0	1	.0	1	.0	4	0.0	11	0.1
Total	11,171	100.0	10,535	100.0	10,589	100.0	12,816	100.0	15,123	100.0

Table 54 - Distribution of Narcotic Drug Related Prison Admissions by Religion										
Religion	2015		2016		2017		2018		2019	
	N	%	N	%	N	%	N	%	N	%
Buddhist	6,882	61.6	6,638	63.0	6,459	61.0	7,909	61.7	9,912	65.5
Hindu	1,296	11.6	1,056	10.0	1,159	10.9	1,273	9.9	1,314	8.7
Islam	1,814	16.3	1,742	16.5	1,602	15.1	2,035	15.9	2,283	15.1
Roman Ca.	806	7.2	952	9.0	1284	12.1	1,516	11.8	1,234	8.2
Christian	371	3.3	147	1.5	83	0.8	82	0.6	366	2.4
Other	2	.0	-	-	2	0.1	1	0.1	14	0.1
Total	11,171	100.0	10,535	100.0	10,589	100.0	12,816	100.0	15,123	100.0

Part 5

Treatment Admissions

Treatment admissions

Drug Abuse Monitoring System (DAMS) compiles records on treatment admission for substance abuse from government and non-governmental treatment agencies. The total number of reported drug users who had received treatment facilities during the year 2019 was 3,613 and compared to 2018 the number of drug users had decreased by 19%. Total number of treatment admissions was reported from NDDCB treatment and rehabilitation centres (32%), prisons drug treatment and rehabilitation programme (19%), NGOs (20%) and Kandakadu Treatment and Rehabilitation Centre of Bureau of the Commissioner General of Rehabilitation (29%).

The majority of reported drug users had received institutional treatment facilities and among the treatment admissions,

25% were from Colombo district. By considering the entire treatment admissions, 62% were from Western province. According to the reported data, 3,594 males and 19 females were admitted for the treatments in 2019 and in compared to the corresponding period of 2018 the number of male and female drug users had increased. Heroin remains the main drugs type which people receive treatment in the country. Among all the drug users entering drug treatment, majority were seeking treatment only for heroin use disorders except the use of secondary substances.

Table 55 - Treatment Admissions by Type of Facility

Facility	2015		2016		2017		2018		2019	
	N	%	N	%	N	%	N	%	N	%
Government	866	58.4	826	35.0	1,280	47.3	1,142	25.7	1,161	32.2
NGO	212	14.3	474	20.0	608	22.5	415	9.3	735	20.3
Prisons	317	21.0	684	29.0	295	10.9	1,048	23.6	681	18.8
Kandakadu Treatment & Re. Cen.	87	6.0	371	16.0	523	19.3	1,842	41.4	1,036	28.7
Not Recorded	0	.0	0	0	0	0	0	0	0	0
Total	1,482	100.0	2,355	100.0	2,706	100.0	4,447	100.0	3,613	100.0

Table 56 - Treatment Admissions by Type of Treatment

Type/Method	2019	
	N	%
Allopathic	2	0.1
Ayurvedic	2	0.1
Outreach	21	0.6
Therapeutic Community	402	11.1
Western Medicine	362	10.0
Psychological Counselling	2,360	65.3
Accupuncture	0	0.0
12 Step Method	282	7.8
Faith Base	370	10.2
Other	3	0.1

Table 57 - Treatment Admissions by Drug *

Drug	2015		2016		2017		2018		2019	
	N	%	N	%	N	%	N	%	N	%
Cannabis	815	55.0	1,617	69.0	2,030	23.10	3,204	72.0	2,497	69.1
Hashish	86	5.8	137	6.0	119	1.4	372	8.4	295	8.2
Heroin	1,190	80.3	2,174	92.0	2,221	25.3	3,542	79.6	2,769	76.6
Opium	81	5.5	86	4.0	75	0.8	88	2.0	08	0.2
Tobacco	942	63.6	1,430	61.0	2,339	26.6	3,583	80.6	2,074	57.4
Alcohol	779	52.6	482	20.0	1,741	19.8	2,728	61.3	1,410	39.0
Methamphetamine	-	-	-	-	-	-	-	-	348	9.6
Other	146	9.9	150	6.0	255	2.9	416	9.3	1,218	33.7
Not Recorded	0	.0	0	.0	.0	.0	0	.0	0	0

Table 58 - Treatment Admissions by Route of Use*

Route of Use	2015		2016		2017		2018		2019	
	N	%	N	%	N	%	N	%	N	%
Eat / Drink	1,049	70.8	783	33.0	2130	78.7	2,087	47.0	1,723	47.7
Smoke	1,004	67.7	1,735	74.0	2706	100	3,264	73.4	2,496	69.1
Inject	39	2.6	29	1.0	39	1.4	133	3.0	51	1.4
Sniff	19	1.3	34	1.0	112	4.1	88	2.0	49	1.4
Chinese Method	999	67.4	2,174	87.0	2,187	80.6	2,820	63.4	2,782	77.0
Not Recorded	5	0.3	-	-	17	1.5	107	2.4	26	0.7

* Multiple Answers

Table 59 - Treatment Admissions by Sex

Gender	2015		2016		2017		2018		2019	
	N	%	N	%	N	%	N	%	N	%
Male	1,462	98.6	2,321	98.5	2,698	99.7	4,421	99.4	3,594	99.5
Female	20	1.4	34	1.5	8	0.3	26	0.6	19	0.5
Total	1,482	100.0	2,355	100.0	2,706	100.0	4,447	100.0	3,613	100.0

Table 60 - Treatment Admissions by Age

Drug	2015		2016		2017		2018		2019	
	N	%	N	%	N	%	N	%	N	%
1-14 yrs	6	0.4	7	1.0	5	0.2	8	0.2	6	0.2
15-19	68	4.6	130	6.0	170	6.3	285	6.4	297	8.2
20-24	152	10.2	302	13.0	487	18	1052	23.7	912	25.2
25-29	231	15.6	430	18.0	505	18.7	970	21.8	955	26.4
30-34	293	19.8	380	16.0	467	17.3	704	15.8	559	15.5
35-39	198	13.4	334	14.0	385	14.2	526	11.8	381	10.6
40-44	182	12.3	265	11.0	222	8.2	325	7.3	216	6.0
45-49	149	10.0	239	10.0	160	5.9	207	4.7	131	3.6
50 & Above	160	10.8	268	11.0	250	9.2	264	5.9	146	4.0
Not Recorded	43	2.9	-	-	55	2.0	106	2.4	10	0.3
Total	1,482	100.0	2,355	100.0	2,706	100.0	4,447	100.0	3,613	100.0

Table 61 - Treatment Admissions by Marital Status

Marital Status	2015		2016		2017		2018		2019	
	N	%	N	%	N	%	N	%	N	%
Single	710	47.9	1,155	49.0	1,276	47.1	2,353	52.9	2,043	56.6
Married	692	46.7	1,122	48.0	1,353	50	2,002	45.0	1,268	35.1
Cohabiting	2	0.1	2	0.1	3	0.1	8	0.2	6	0.2
Separated	43	2.9	39	1.5	34	1.3	26	0.6	33	0.9
Divorced	30	2.0	32	1.2	37	1.4	43	1.0	46	1.3
Widowed	5	0.4	5	0.2	3	0.1	5	0.1	3	0.1
Living Together	-	-	-	-	-	-	-	-	8	0.2
Not Recorded	0	.0	0	0	0	0	10	0.2	206	5.7
Total	1,482	100.0	2,355	100.0	2,706	100.0	4,447	100.0	3,613	100.0

Table 62 - Treatment Admissions by Religion

Religion	2015		2016		2017		2018		2019	
	N	%	N	%	N	%	N	%	N	%
Buddhist	1,050	70.9	1,727	73.0	2,115	78.1	3,407	80.4	2,717	75.2
Hindu	63	4.2	113	5.0	62	2.3	92	2.2	97	2.7
Islam	161	10.9	189	8.0	203	7.5	286	6.0	192	5.3
Christian	203	13.7	313	13.0	318	11.8	652	11.2	581	16.1
Other	5	0.3	13	1.0	8	0.3	10	0.2	26	0.7
Not Recorded	0	.0	-	-	-	-	0	0	0	-
Total	1,482	100.0	2,355	100.0	2,706	100.0	4,447	100.0	3,613	100.0

Table 63 - Treatment Admissions by Ethnicity

Ethnicity	2015		2016		2017		2018		2019	
	N	%	N	%	N	%	N	%	N	%
Sinhala	1,175	79.3	1,973	84.0	2,388	88.2	3,861	86.8	3,259	90.2
Tamil	114	7.7	169	7.0	128	4.7	259	5.8	145	4.0
Moor	152	10.3	179	7.5	134	5	232	5.2	147	4.1
Malay	11	0.8	11	0.5	15	0.6	14	0.3	13	0.4
Burgher	14	0.9	11	0.5	10	0.4	20	0.4	16	0.4
Other	16	1.0	12	0.5	31	1.1	61	1.4	20	0.5
Not Recorded	0	.0	-	-	-	-	0	-	13	0.4
Total	1,482	100.0	2,355	100.0	1,109	100.0	4,447	100.0	3,613	100.0

Table 64 - Treatment Admissions by Educational Level

Educational Level	2015		2016		2017		2018		2019	
	N	%	N	%	N	%	N	%	N	%
No Schooling	55	3.7	120	5.0	69	2.6	83	1.9	41	1.1
Below Gr. 5	149	10.1	267	11.5	171	6.3	280	6.3	102	2.8
Grade 5-8	266	17.9	398	17.0	360	13.3	689	15.5	354	9.8
Grade 9-10	485	32.7	873	37.0	1087	40.2	1,880	42.3	1,332	36.9
GCE (O/L)	272	18.4	501	21.0	795	29.3	1,169	26.3	1,270	35.2
GCE (A/L)	147	9.9	173	7.5	199	7.4	313	7.0	438	12.1
Univer/Tech	20	1.3	20	0.8	24	0.8	17	0.4	29	0.8
Professional	1	0.1	3	0.2	1	0.1	16	0.3	6	0.2
Not Recorded	87	5.9	-	-	-	-	0	.0	41	1.1
Total	1,482	100.0	2,355	100.0	2,706	100.0	4,447	100.0	3,613	100.0

Table 65 - Treatment Admissions by Administrative District

District	2015		2016		2017		2018		2019	
	N	%	N	%	N	%	N	%	N	%
Colombo	839	56.6	1203	51.0	1164	43.0	1,272	28.6	919	25.4
Gampaha	261	17.6	331	14.0	560	20.8	1,057	23.8	1,129	31.3
Kalutara	63	4.3	136	6.0	143	5.3	277	6.2	215	6.0
Galle	166	11.2	404	17.0	445	16.4	823	18.5	283	7.8
Matara	14	0.9	29	1.0	33	1.2	54	1.2	50	1.4
Hambantota	7	0.5	15	1.0	28	1.0	34	0.8	32	0.9
Monaragala	5	0.3	8	0.4	9	0.3	13	0.3	18	0.5
Badulla	3	0.2	6	0.2	11	0.4	10	0.2	45	1.3
Kandy	35	2.4	32	1.0	40	1.5	124	2.8	95	2.6
Matale	3	0.2	8	0.4	16	0.6	27	0.6	28	0.8
Nuwara Eliya	6	0.4	8	0.4	4	0.1	16	0.4	16	0.4
Kegalle	8	0.5	17	1.0	21	0.8	35	0.8	96	2.7
Ratnapura	14	0.9	27	1.0	21	0.8	41	0.9	38	1.1
Kurunegala	29	2.0	62	3.0	99	3.7	296	6.7	184	5.1
Puttalam	8	0.5	30	1.0	46	1.7	88	2.0	128	3.5
Trincomalee	2	0.1	1	0.0	0	0.0	5	0.1	3	0.1
Bataloa	1	0.1	19	1.0	3	0.1	9	0.2	2	0.1
Ampara	4	0.3	3	0.1	3	0.1	5	0.1	13	0.4
Anuradhapura	10	0.7	15	0.5	39	1.4	211	4.7	142	3.9
Polonnaruwa	3	0.2	0	0.0	21	0.8	44	1.0	23	0.6
Jaffna	1	0.1	0	0.0	0	0.0	5	0.1	8	0.2
Kilinochchi	0	.0	0	0.0	0	0.0	1	0.0	0	0
Mullative	0	.0	0	.0	0	0.0	0	0.0	0	0
Mannar	0	.0	0	.0	0	0.0	0	0.0	0	0
Vavuniya	0	.0	1	0.0	0	0.0	0	0.0	2	0.1
Not Recorded	0	.0	-	-	0	0.0	0	0.0	144	4.0
Total	1482	100.0	2355	100.0	2706	100.0	4,447	100.0	3,613	100.0

Source : Drug Abuse Monitoring System, National Dangerous Drugs Control Board

Exhibit - 17

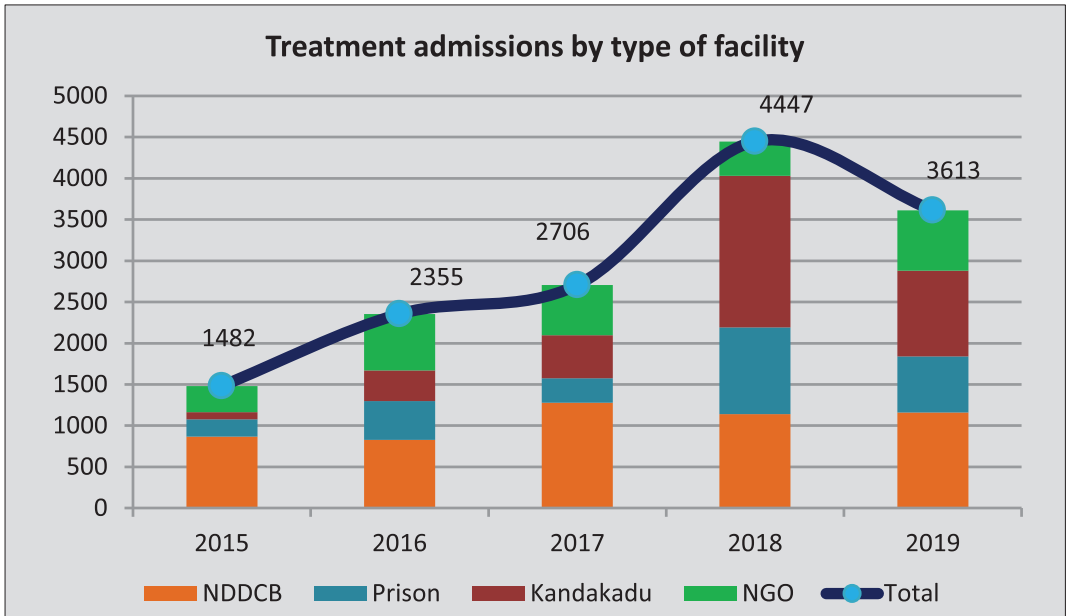


Exhibit - 18

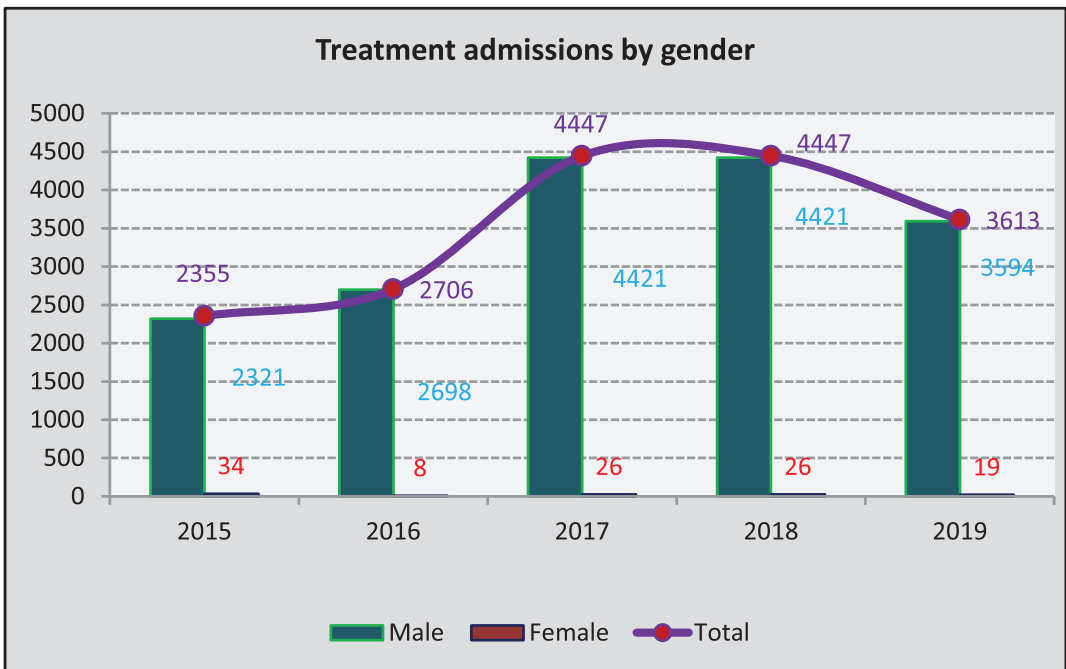
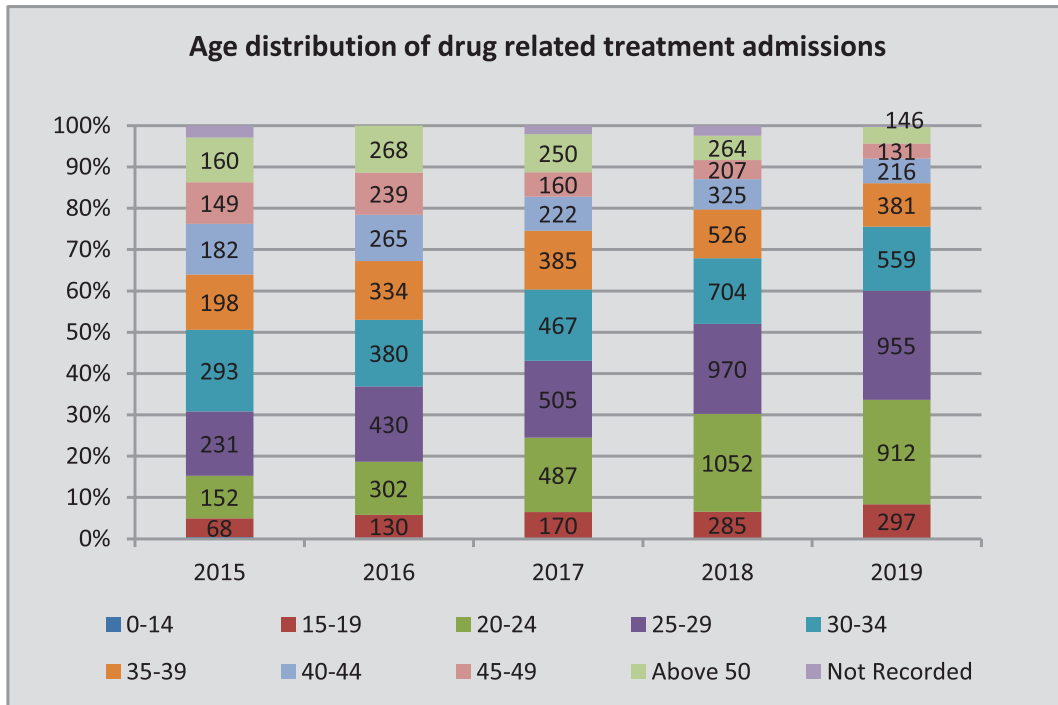


Exhibit - 19



Part 6

Drug Related Hospital Admissions

Table 66 - Drug related data by ICD Codes in Government Hospitals, 2018

ICD Code	Description	Discharge Mode					
		Death		Live		Transfer	
		Female	Male	Female	Male	Female	Male
T40	Poisoning by narcotics and psychodysleptics [hallucinogens] Excl.: intoxication meaning inebriation (F10-F19)	-	-	13	12	2	4
T40.0	Opium	-	-	2	8	8	6
T40.1	Heroin	-	-	4	15	-	-
T40.2	Other opioids (Codeine, Morphine)	-	-	6	7	2	-
T40.3	Methadone	-	-	2	1	1	-
T40.4	Other synthetic narcotics (Pethidine)	-	-	1	3	1	1
T40.6	Other and unspecified narcotics	-	-	1	1	1	2
T40.7	Cannabis (derivatives)	-	-	5	4	1	1
T40.8	Lysergide [LSD]	-	-	-	-	-	1
T40.9	Other and unspecified psychodysleptics [hallucinogens] (Mescaline, Psilocin, Psilocybine)	-	-	5	4	1	2
T41	Poisoning by anaesthetics and therapeutic gases (Excl.: benzodiazepines (T42.4), cocaine (T40.5), opioids (T40.0-T40.2))	-	-	1	3	1	1
T41.0	Inhaled anaesthetics (Excl.: oxygen (T41.5))	-	-	6	8	-	1
T41.1	Intravenous anaesthetics (Thiobarbiturates)	-	-	3	4	1	1
T41.2	Other and unspecified general anaesthetics	-	-	-	-	1	-

T41.3	Local anaesthetics	-	-	-	3	1	1	-
T41.5	Therapeutic gases (Carbon dioxide, Oxygen)	-	-	-	-	1	-	-
T42	Poisoning by antiepileptic, sedative-hypnotic and antiparkinsonism drugs (Excl.: intoxication meaning inebriation (F10-F19))	-	-	-	52	33	2	2
T42.0	Hydantoin derivatives	-	-	-	5	7	-	2
T42.1	Iminostilbenes (Carbamazepine)	-	-	-	29	7	2	3
T42.2	Succinimides and oxazolinediones	-	-	-	4	-	-	-
T42.3	Barbiturates (Excl.: thiobarbiturates (T41.1))	-	-	-	-	1	-	-
T42.4	Benzodiazepines	-	-	-	84	57	8	3
T42.6	Other antiepileptic and sedative-hypnotic drugs (Methaqualone, Valproic acid, Excl.: carbamazepine (T42.1))	-	-	-	22	14	-	4
T42.7	Antiepileptic and sedative-hypnotic drugs, unspecified (Sleeping draught drug tablet)	-	-	-	-	6	5	1
T42.8	Antiparkinsonism drugs and other central muscle-tone depressants (Amantadine)	-	-	-	2	4	-	-
T43	depressants (T50.5), barbiturates (T42.3), benzodiazepines (T42.4), intoxication meaning inebriation (F10-F19), methaqualone (T42.6), psychodysleptics [hallucinogens] (T40.7-T40.9))	-	-	-	8	4	3	3
T43.0	Tricyclic and tetracyclic antidepressants	-	-	-	32	14	1	1
T43.1	Monoamine-oxidase-inhibitor antidepressants	-	-	-	3	-	-	-
T43.2	Other and unspecified antidepressants	-	-	-	16	7	-	1

T43.3	Phenothiazine antipsychotics and neuroleptics	-	-	-	5	3	1	
T43.4	Butyrophenone and thioxanthen neuroleptics	-	-	-	6	5		
T43.5	Other and unspecified antipsychotics and neuroleptics (Excl.: rauwolfia (T46.5))	-	-	-	14	17	-	2
T43.6	Psychostimulants with abuse potential (Excl.: cocaine (T40.5))	-	-	-	1	1	-	-
T43.8	Other psychotropic drugs, not elsewhere classified	-	-	-	6	2		
T43.9	Psychotropic drug, unspecified	-	-	-	19	13	4	3
T46	Poisoning by agents primarily affecting the cardiovascular system (Excl.: metaraminol (T44.4))	-	-	-	27	25	25	25
T46.0	Cardiac-stimulant glycosides and drugs of similar action	-	-	-	19	16	3	6
T46.1	Calcium-channel blockers	-	-	-	40	24	3	1
T46.2	Other antidyrrhythmic drugs, not elsewhere classified (Excl.: beta-adrenoreceptor antagonists (T44.7))	-	-	-	1	1	-	-
T46.3	Coronary vasodilators, not elsewhere classified (Dipyridamole Excl.: beta-adrenoreceptor antagonists (T44.7), calcium-channel blockers (T46.1))	-	-	-	4	5	-	-
T46.4	Angiotensin-converting-enzyme inhibitors	-	-	-	10	6	-	1
T46.5	Other antihypertensive drugs, not elsewhere classified (Clonidine, Guanethidine, Rauwolfia Excl.: beta-adrenoreceptor antagonists (T44.7), calcium-channel blockers (T46.1), diuretics (T50.0-T50.2))	1	-	-	54	25	3	2
T46.6	Antihyperlipidaemic and antiarteriosclerotic drugs	-	-	-	29	142	-	1

T46.7	Peripheral vasodilators Nicotinic acid (derivatives Excl.: papaverine (T44.3))	-	-	6	2	1	2
T46.8	Antivascularose drugs, including sclerosing agents	-	-	3	14	1	-
T46.9	Other and unspecified agents primarily affecting the cardiovascular system	-	-	7	6	19	12
T51	Toxic effect of alcohol	-	1	533	586	23	36
T51.0	Ethanol (Ethyl alcohol) Excl.: acute alcohol intoxication or "hangover" effects (F10.0), drunkenness (F10.0), pathological alcohol intoxication (F10.0)	-	-	9	29	1	2
T51.1	Methanol (Methyl alcohol)	-	-	1	9	1	1
T51.2	2-Propanol (Isopropyl alcohol)	-	1	4	6	-	-
T51.3	Fusel oil (Alcohol: amy], butyl [1-butanol], propyl [1-propanol])	-	-	4	5	2	-
T51.8	Other alcohols	-	-	-	9	-	1
T51.9	Alcohol, unspecified	-	-	14	103	1	14
Total		1	2	1131	1279	127	149

Source : Medical Statistics Unit

Note : This data is based on the eIMMR (Electronic Indoor Morbidity and Mortality Reporting) system only. (94% of total data is represented by eIMMR)

Data on manual IMMR returns are not included.

Repeated visits for the same diagnosis or to another diagnosis may include.

A transferred patient may be again included in the live discharges category.

Source : Medical Statistics Unit

Note : This data is based on the eIMMR (Electronic Indoor Morbidity and Mortality Reporting) system only (94% of total data is represented by eIMMR)

Data on manual IMMR returns are not included.

Repeated visits for the same diagnosis or to another diagnosis may include.

A transferred patient may be again included in the live discharges category.

Part 7

HIV / AIDS Related Information

HIV and AIDS Related Information

Table 67 - Reported HIV Cases 2019

Quarter	Cumulative HIV cases at the beginning of the quarter	HIV cases reported during the quarter	Cumulative HIV cases at the end of the quarter	Reported HIV cases with age 15-24 Yrs		Cumulative HIV cases by gender		Reported AIDS deaths
				M	F	M	F	
1 st	3,192	100	3,292	09	01	2,220	1,072	06
2 nd	3,292	101	3,393	09	02	2,295	1,098	08
3 rd	3,393	112	3,505	18	01	2,393	1,112	16
4 th	3,505	126	3,631	12	02	2,499	1,132	15

Table 68 - Reported HIV Cases 2018

Quarter	Cumulative HIV cases at the beginning of the quarter	HIV cases reported during the quarter	Cumulative HIV cases at the end of the quarter	Reported HIV cases with age 15-24 Yrs		Cumulative HIV cases by gender		Reported AIDS deaths
				M	F	M	F	
1 st	2,842	90	2,932	10	01	1,938	994	09
2 nd	2,932	86	3,018	11	01	2,007	1,011	06
3 rd	3,018	99	3,117	07	0	2,086	1,031	09
4 th	3,117	75	3,192	05	01	2,145	1,047	12

* Cumulative AIDS deaths reported (AIDS related)	-	516
Non AIDS related	-	15
Male to Female ratio of reported HIV cases	-	4:5:1
Cumulative vertically transmitted HIV case reported	-	88
Cumulative Foreign HIV cases reported	-	145

Source : National STD/AIDS Control Program
 Department of Health Services
 (www.aidscontrol.gov.lk)

Part 8

Precursor Chemicals Information

Precursor Chemicals

Precursors are generally used in various industries for licit purposes. The traffickers divert these precursor chemicals illegally for production of illicit substances. Government of Sri Lanka has established measures to prevent the diversion of precursor and essential chemicals into the illicit manufacturer of drugs in accordance with the United Nations Convention against illicit traffic in narcotic drugs and psychotropic substances 1988. Under the convention International Narcotic Control Board (INCB) is monitoring government's control over precursors and other chemicals used in the illicit manufacturer of drugs.

Convention against illicit traffic in narcotic drugs and psychotropic substances, Act No 01 of 2008 was enacted to control 23 precursor chemicals under the provisions of UN-Convention. The precursor Control Authority (PCA) was established in 25th of October 2010 as a subsidiary unit of National Dangerous Drugs Control Board, to enforce this act.

Sri Lanka does not manufacture precursor chemicals. Hence whichever substance required for pharmaceutical or industrial

manufacturing processes must be imported and most of the precursor chemicals imported to Sri Lanka are used for industrial purposes. Major precursors imported into Sri Lanka during the year 2019 were hydrochloric acid, sulphuric acid methyl ethyl ketone, piperonal, potassium permanganate, acetone and toluene. These precursor chemicals are known substantial to produce synthetic drugs. Other highly addictive synthetic drugs that can be produced from aforesaid precursors are, Methaqualone, LSD, MDA/MDMA, amphetamine, methamphetamine.

According to the import and export information of precursor chemicals for 2019, highest imported quantities were reported for hydrochloric acid (3,857,185 kg) and sulphuric acid (3,457,144kg).

In order to control diversion of these chemicals for illicit production of drugs, PCA takes necessary actions such as issuing of licenses, inspection of permits and checking the stocks etc. More effective actions are in the pipeline to get fully control of such chemical within the country.

Precursor Chemical Information

Table 69 - Precursor Chemicals Imported to Sri Lanka

Precursor Chemicals	2015 kg	2016 kg	2017 kg	2018 kg	2019 kg
Hydrochloric acid	-	3,568,867.00	3,828,088	3,862,703	3,857,185.9
Sulphuric acid	3,390,126.25	4,038,290.00	3,403,697	3,461,675	3,457,144.5
Pottassium Permangante	-	60,032.00	45,940	40,337	25,409.2
Toluene	2,102,047.07	1,929,544.00	1,680,677	1,773,993	1,765,359.6
Ethyl ether	6,242.52	7594.00	4918	11,497	17,252.6
Acetone	1,175,262.27	1,250,579.00	1,198,234	1,461,538	1,544,509.0
Methyl ethyl ketone	408,754.2	346,295.00	365,071	364,686	260,958.4
Phenylacetone	-	-	-	-	-
Acetic anhydride	63.44	138.00	37	41	93.9
Phenylacetic	500	27.00	27	26	25
Isosafrole	0.05	-	-	-	-
Piperonal	-	120.00	77	177	50
Safrole	-	20.00	-	-	-
Ephedrine	-	-	-	-	-
Pseudoephedrine	-	-	-	-	-
Anthranilic acid	20.59	-	-	-	1.6
Piperidine	0.22	1.00	-	2	-
Other ephedrines	-	-	-	-	-
Benzodioxol	-	-	-	-	-
Ergometrine	-	-	-	-	-
Acetylanthranilic acid	-	1040.00	-	-	18
Norepledrine	-	-	-	-	-
1 Propon 2 - one	-	250.00	-	-	-

Table 70 - Precursor Chemicals Export from Sri Lanka

	2015 kg	2016 kg	2017 kg	2018 kg	2019 kg
Hydrochloric acid	-	2,000	12,926	23,100	12,100
Sulphuric acid	-	3,000	138	81	3,555
Toluene	179	4	-	-	-
Acetone	80.87	12	5	-	45
Methyl ethyl ketone	300	-	-	313	-
Piperonal	-	-	19	-	-
Safrole	-	-	767	500	-

Part 9

Alcohol and Tobacco Information

Alcohol and Tobacco Production

Table 71 - Estimation of Cigarette and Alcohol use in Sri Lanka - 2019

Drug type	Female *	Male *	Total*
Cigarette / Tobacco products	23,566	2,383,015	2,406,581
Alcohol	20,586	3,014,557	3,035,143

Table 72 - Estimation of age and gender - 2019

Drug type	Below 18 years		18 years and above		Total
	Female	Male	Female	Male	
Cigarette	282	122,432	23,284	2,260,583	2,406,581
Alcohol	906	121,170	19,680	2,893,387	3,035,143

Table 73 - As a percentage of general population (above 14 years)

Drug type	As a percentage for total female population of above 14 years - %	As a percentage for total male population of above 14 years - %	As a percentage for total population of above 14 years -%
Cigarette	0.3	32.32	15.80
Alcohol	0.26	40.89	19.93

According to survey data, 15.8 of the total population above 14years are cigarette users and 19.93 % are alcohol users.

Source : National Prevalence Survey, 2019

**Table 74 - Production of Coconut and processed Arrack
(Quantity in Proof Liters)**

Manufacturing Institution	2015	2016	2017	2018	2019
Distilleries Co. of Sri Lanka Ltd.	3,519,959.848	2,481,202.888	1,876,477.761	936,181.408	774,142.995
W.M. Mendis and Co. Ltd.	1,394,775.996	596,676.263	1,646,482.74	85,187.181	13,695.242
International Distilleries Lanka Ltd.	883,717.310	453,282.216	460,690.955	240,729.356	207,990.629
Uva Glen (Pvt) Ltd.	1,522.120	2,108.099	3,087.4	-	827.504
Scotland Distilleries	2,086.250	377.973	330.426	84.924	42.462
V & A Distilleries (Pvt) Ltd.	-	581.544	-	-	-
Randenigala Distilleries Lanka (Pvt)Ltd.	2,629.609	1,202.094	3,571.236	2,391.521	875.021
Manori Lanka (Pvt) Ltd.	117.789	669.424	-	17,386.673	-
Nippon Expo Ltd.	5,888.774	2,313.766	4,951.89	3,217.507	1,300.779
Rockland Distilleries Ltd.	1,558,367.373	1,223,461.792	876,995.234	616,731.600	550,329.710
Hingurana Distilleries (Co.) Ltd.	986.179	-	-	-	-
Acme Lanka Company Ltd.	509,303.446	636,867.314	50,044.022	223,123.303	21,909.710
Classic Distilleries (pvt) Ltd.	-	6,505.137	9,011.124	2,687.238	1,950.230
Perecyl (Pvt) Ltd.	-	-	-	-	-
Sri Lanka Distilleries Ltd.	-	-	-	-	-
Mendis - Moragalla	-	-	-	-	57,088.512
Total	7,879,354.696	5,405,248.510	4,931,642.788	2,127,720.710	1,630,152.470

Table 75 - Production of Molasses Arrack (Quantity in Proof Liters)					
Liquor Manufacturer	2015	2016	2017	2018	2019
W.M. Mendis and Co. Ltd.	2,100,052.899	3,510,018.171	1,333,105.101	205,936.110	201,151.038
Uva Glen (Pvt) Ltd.	864.338	7,607.837	33,589.515	18,101.652	20,368.953
Perecyl Ltd.	93,380.048	84,673.749	50,156.186	19,938.340	21,882.390
Manori Lanka (Pvt) Ltd.	35,682.904	69,023.266	25,904.1	4,875.548	7,792.472
Nippon Expo Ltd.	8,650.467	4,688.699	7,176.764	13,201.222	10,917.015
Randenigala Distilleries Ltd.	3,946.699	5,608.887	6,395.668	5,106.056	4,172.210
International Distilleries Ltd.	908,152.547	1,029,855.784	851,117.514	448,385.923	375,646.659
Rockland Distilleries (Pvt) Ltd.	510,066.016	1,365,464.283	580,066.335	411,154.401	380,094.433
Classic Distilleries Ltd.	5,007.435	3,241.719	27,922.601	16,690.330	16,172.980
Hingurana Distilleries Ltd. (Dompe)	19,943.971	-	83,294.752	-	53,467.616
Acme Lanka Company Ltd.	0.000	390.060	-	-	-
Nippon Expo Company Ltd.	-	-	-	-	119,629.665
Royal Cask (Pvt) Ltd (Nipon Lanka)	182,990.417	218,762.290	-	91,861.615	-
VA Distilleries (Pvt) Ltd	-	-	28,923.037	35,334.559	42,410.282
International Distilleries Ltd	-	-	192,734.628	-	-
Scotland Distilleries Ltd	-	-	-	50,065.430	-
Mendis - Moragalla	-	-	-	-	24,265.310
Total	3,868,737.741	6,299,334.745	3,220,386.201	1,320,651.190	1,277,971.023

Table 76 - Production of Special Arrack (Quantity in Proof Liters)					
Manufacturing Institution	2015	2016	2017	2018	2019
Distilleries Co. of Sri Lanka Ltd.	27,068,286.747	31,208,454.839	29,161,197.1	15,954,072.800	15,671,810.198
Randenigala Distilleries Lanka (Pvt) Ltd.	78,931.153	131,020.618	119,671.125	63,093.413	77,108.688
W.M. Mendis & Co. Ltd	1,524,264.777	1,360,161.576	108,948.438	224,434.425	321,868.515
International Distilleries Lanka Ltd.	2,655,367.367	2,673,517.064	2,027,133.913	1,072,926.834	1,027,769.392
Manori Lanka (Pvt) Ltd.	27,961.991	27,826.361	26,847.306	9,912.731	4,102.134
A.E.F. (Pvt) Ltd.	-	-	-	-	-
Rockland Distilleries Ltd.	248,643.432	237,607.020	151,688.529	219,612.092	252,593.282
Acme Lanka Company Ltd.	751,661.262	884,869.707	1,347,473.716	669,228.774	905,149.180
V.A. Distilleries (Pvt) Ltd.	350,182.998	585,771.667	482,498.645	324,655.171	299,955.139
Percyl Company Ltd.	1,896,419.333	1,992,991.351	1,141,915.615	463,507.620	422,389.039
Rio Marketing Services (Pvt) Ltd.	-	-	-	-	-
Uva Glen (Pvt) Ltd.	160,607.391	177,582.134	168,623.936	108,195.333	86,162.735
Nippon Expo Ltd.	171,940.095	194,136.736	191,524.083	112,135.554	116,456.704
Scotland Distilleries Ltd.	288,765.485	292,675.413	288,416.529	85,937.181	144,663.627
Co-operative Co.	-	-	-	-	-
Hingurana Distilleries (Co.) Ltd.	639,853.479	-	663,194.417	528,229.621	500,120.624
Classic Distilleries Ltd.	76,830.673	63,891.808	27,648.846	13,142.495	8,863.960
Randiya Marketing Services (Pvt) Ltd.	10,338.086	-	-	-	16,547.611
Vayaba Distilleries	1,808.460	-	-	-	-
Sinergy Distilleries (Pvt) Ltd.	34,991.694	34,745.386	62,402.828	47,034.243	61,325.356
Mendis - Moragalla	-	-	-	-	63,524.718
Total	35,986,854.423	39,865,251.675	35,969,185.02	19,896,118.290	19,980,410.902

Table 77 - Bottled Toddy Manufacturers (Quantity in Litres)					
Manufacturing Institutions	2015	2016	2017	2018	2019
Chunnakam Palm Development Co-operative	94,040.625	87,698.375	98,911.500	96,510.125	31,864.375
Jaffna Palm Development Co-operative	35,273.125	25,765.250	36,660.125	27,197.500	19,866.250
Keyts Palm Development Co-operative	42,140.625	-	19,541.250	41,240.000	26,855.000
kondavil Bottled Toddy Man.	40,518.250	26,674.375	39,453.750	50,653.125	28,815.625
Point Pedro Palm Development Co-operative	21,811.250	-	-	-	21,811.250
Kareinagar Palm Development Co-operative	55,472.500	66,283.750	47,176.875	50,416.875	44,977.500
Atchuvally Bottled Toddy Manufacture	27,301.875	39,821.875	22,990.000	38,704.375	9,215.755
Poonagari Bottled Toddy Man.	-	1,048.750	96,086.875	90,720.000	84,813.125
New T.S.R Bottled Toddy Manufacture	722,145.000	-	-	-	722,145.000
Eagle Bottled Toddy Man.	840,635.000	847,315.000	652,725.000	404,685.000	334,385.000
Singha Bottled Toddy Man.	1,080,320.000	1,106,065.000	843,585.000	479,240.300	418,921.000
Commander Bottled Toddy Man	238,680.000	232,887.000	177,810.000	-	-
Chankani Palmyrah	163,971.875	143,345.000	90,076.250	77,811.875	80,731.875
A.M.P. Bottled Toddy Man.	272,947.500	243,737.500	174,327.500	-	-
Manori lanka Bottled Toddy Man.	1,439,635.000	1,462,260.000	1,066,790.000	-	-
Shooting Star Bottled Toddy Man.	721,725.000	738,860.000	620,700.000	465,980.000	342,420.000
Welanei Palm Development Co-operative	22,878.125	-	-	-	-
Three Lions Toddy Bottled	215,300.750	250,986.250	288,253.995	470,739.750	288,154.990
New Commander Bottled Toddy Man.	221,600.000	215,540.000	109,545.000	36,650.000	19,895.000
Golden Eagle Bottled Toddy	214,835.000	-	-	-	-
Horse Power Bottled Toddy	366,135.000	364,080.000	286,980.000	-	-
Wayamba Super Bottled Toddy Man.	1,199,320.000	1,234,747.500	908,130.000	-	-
Empire Bottled Toddy Man.	3,650.000	225,955.000	-	-	-
T.S.R Bottled Toddy Man.	1,079,940.000	1,083,570.000	825,755.000	487,380.000	466,172.500

Thelippalei Bottled Toddy Man	78,624.375	42,950.000	68,366.125	74,679.375	33,615.000
Manipay Bottled Toddy Man.	66,706.250	63,621.875	30,461.875	29,483.125	16,981.875
Nemta Toddy Man.	715,255.000	729,850.000	547,610.000	382,855.000	129,660.000
Chawakachcheri Palmyrah Dev.cop	68,651.875	86,173.750	95,485.625	87,113.125	28,193.750
Pandaiarippu Palm Dev.co	103,338.125	73,250.625	52,563.750	55,147.500	29,459.375
Kopai Palm Development Co-operative	25,781.250	40,464.375	49,721.875	63,808.750	32,896.245
Kodikaman Palm Development Coperative	61,598.125	88,503.125	72,471.250	90,213.125	23,558.750
Camel Bottled Toddy Man	35,635.000	31,250.000	28,875.000	11,730.000	10,520.000
Kilinochchi Bottled Toddy Man.	-	227,968.125	349,700.625	361,238.125	100,373.110
Thunukkai Bottled Toddy Man.	4,323.125	6,331.250	50,539.375	117,053.750	3,730.000
Walikamam Bottled Toddy Man.	30,102.500	-	82,988.125	46,213.125	8,925.625
Konavil Bottled Toddy	61,750.000	-	-	-	-
Pudukkudiyiruppu Bottled Toddy Man.	50,310.000	54,532.500	68,819.375	100,830.625	22,658.125
Muliyawalei Bottled Toddy	42,718.750	-	-	-	-
Mullai West Bottled Toddy	-	71,252.500	83,016.250	81,875.000	47,531.250
Mullai East Bottled Toddy	-	33,718.750	64,627.250	52,898.125	34,080.625
New Manori Lanka - Madampe	-	-	182,980.000	744,265.000	883,760.000
Warani Palm Development Co-operative	-	-	-	41,600.625	-
Mulloutivu South Bottled Toddy	-	-	-	-	16,736.875
Pallai Bottled Toddy	-	-	-	-	24,691.250
Total	10,465,070.875	9,946,507.500	8,233,732.620	5,158,933.300	3,644,159.850

**Table 78 - Malt Liquor (Beer) : Alcohol Percentage Below - 5% Vol.
(Quantity in Liters)**

Manufacturing Institution	2015	2016	2017	2018	2019
Asia Pacific Brewery (Lanka) Ltd.	361,578.480	1,747,534.080	873,229.115	105,403.954	79,024.170
Lion Brewery Ltd.	12,145,684.660	6,956,844.395	9,377,641.114	1,424,184.047	1,347,618.880
Total	12,507,263.140	8,704,378.475	10,250,870.23	1,529,588.000	1,426,643.050

**Table 79 - Malt Liquor (Beer) : Alcohol Percentage Above - 5% Vol.
(Quantity in Liters)**

Manufacturing Institution	2015	2016	2017	2018	2019
Asia Pacific Brewery (lanka) Ltd.	19,024,554.000	17,209,239.540	8,303,257.638	1,508,476.520	1,404,603.660
Pericyl Company (Pvt) Ltd.	-	-	29,962,248.43	-	
Lion Brewery Ltd.	94,117,598.385	26,247,452.085	-	8,219,872.582	9,285,856.530
Total	113,142,152.385	43,456,691.625	38,265,506.07	9,728,349.102	10,690,460.190

Table 80 - Country Made Foreign Liquor (Quantity in Proof Liters)					
Manufacturing Institution	2015	2016	2017	2018	2019
Rockland Distilleries (Pvt) Ltd	1,262,199.653	1,193,596.996	709,731.78	522,576.478	494,376.128
W.M. Mendis & Co. Ltd	296,226.009	288,204.544	258,551.898	52,395.516	32,371.641
International Distilleries Lanka Ltd	1,615,989.840	1,526,249.769	1,040,538.005	707,755.567	755,813.567
Periceyl Co. (Pvt) Ltd	804,766.398	922,385.530	730,003.143	486,468.740	431,053.470
Nippon Expo (Pvt) Ltd	0.000	-	166.941	421.872	39,537
Hingurana Distilleries Ltd	20,047.898	-	24,459.159	12,888.811	7,062,628
VA Distilleries (Pvt) Ltd	-	6,431.328	22,655.268	52,034.983	145,855.304
Total	3,999,229.798	3,936,868.167	2,786,106.194	1,834,541.970	1,866,572.275

Table 81 - Quantity of Tobacco Issued by Dept. of Excise		
Year	Tobacco (In Killograms)	Tax (Rs. Cts)
2015	3,141,431.000	31,414,310.00
2016	2,707,602.600	27,076,026.00
2017	1,930,680.600	19,306,806.00
2018	2,185,721.100	21,857,211.00
2019	2,045,855.60	20,458,556.00

Table 82 - Number of Cigarettes Issued					
Brand	2015	2016	2017	2018	2019
Cigarettes	3,964,930,280	3,789,524,960	3,149,437,500	3,150,148,960	2,622,265,600

**Table 83 - Sri Lanka Customs Excise Duty on Cigarettes
Ceylon Tobacco Company PLC Income of 2019**

Year	Brands	Quantity (Sticks)	Excise Duty (Rs)
2019	Cigarettes Less than 59MM		
	CAPSTAN 20s	217,430,000	2,578,328,650.00
	TOTAL	217,430,000	2,578,328,650.00
	Cigarettes Less than 72MM		
	BRISTOL GOLD	76,470,000	1,762,357,500.00
	NAVYCUT 20s	236,175,600	5,626,415,840.00
	NAVYCUT 5s	19,130,000	425,490,000.00
	TOTAL	331,775,600	7,814,263,340.00
	Cigarettes Less than 84MM		
	BENSON & HEDGES FF 20s KSFT HL	5,970,000	222,654,400.00
	DUNHILL SWITCH 20s	170,400,000	6,364,446,400.00
	DUNHILL ULTRA LIGHT 20s KSFT HL	3,130,000	116,672,000.00
	DUNHILL LIGHTS 20s KSFT HL	5,740,000	213,371,100.00
	DUNHILL FEL 20	1,560,000	58,624,800.00
	JOHN PLAYER GOLD LEAF CLICK 20s HL	5,940,000	224,389,000.00
	JOHN PLAYER GOLD LEAF 20s KSFT HL	1,519,190,000	56,526,049,100.00
	JOHN PLAYER GOLD LEAF 12s KSFT HL	361,020,000	13,424,832,480.00
	FOUR ACES 20	90,000	3,384,000.00
	TOTAL	2,073,060,000	77,155,175,280.00
	GRAND TOTAL	2,622,265,600	87,547,767,270.00

Exhibit - 20

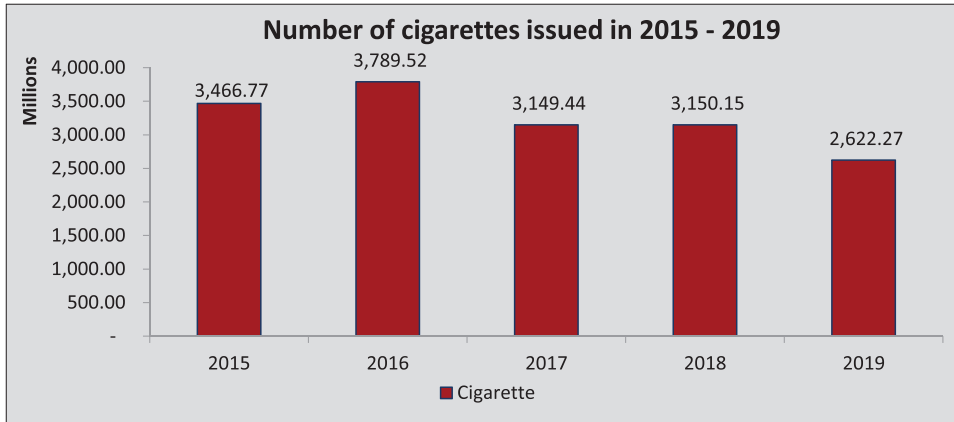


Exhibit - 21

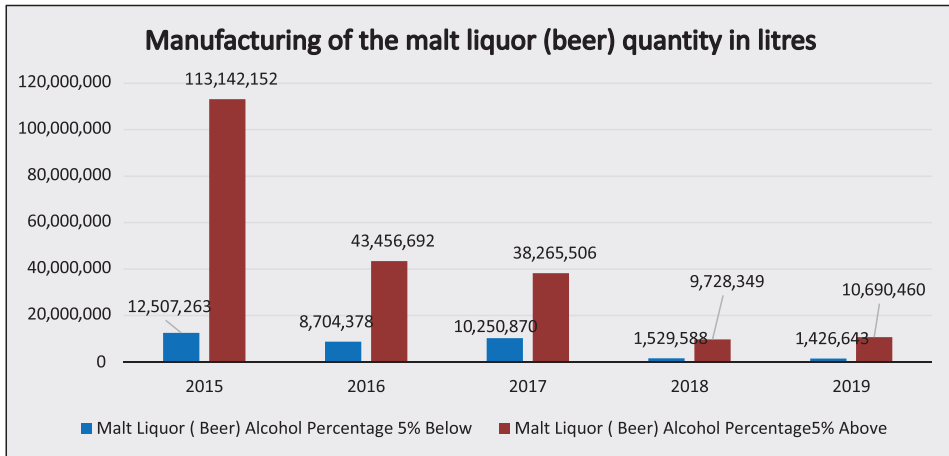
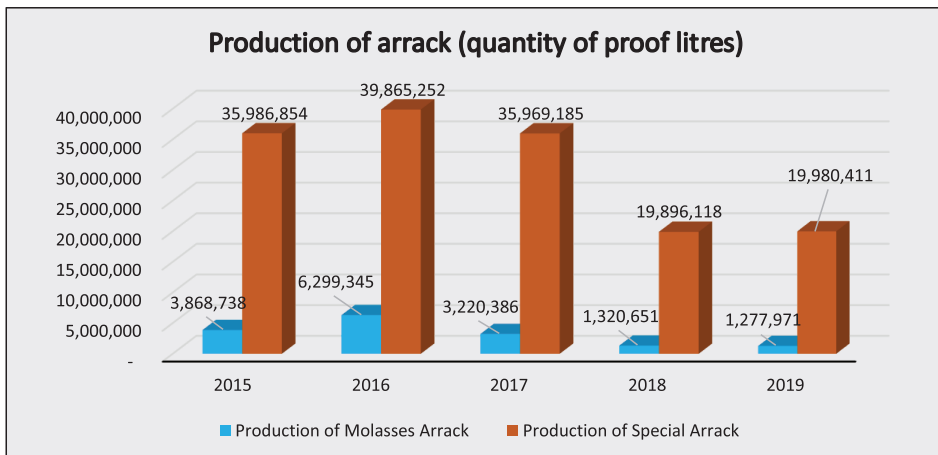


Exhibit - 22



Liquor Consumption and Related Offences

Table 84 - Total Number of Detections Conducted Under the Excise Ordinance by the Department of Excise

Nature of Offence	2015		2016		2017		2018	2019
	No. of Persons Convicted	No. of Offence	No. of Persons Convicted	No. of Offence	No. of Persons Convicted	No. of Offence	No. of Detections	No. of Detections
Foreign Liquor Offence	1,919	2,111	2,503	2,503	1,911	1,913	3,230	3,496
Unlawful manufacture of arrack	-	-	915	915	1,498	1,500	1,814	-
Possession of Unlawfully manufacture spirits	4,860	4,718	13,050	13,050	20,023	20,360	21,224	-
Possession of Utensils	42	49	24	24	60	48	9	-
Unlawful Possession or unlawful transporting of arrack	69	74	103	103	27	27	31	72
Unlawful sales of arrack	2,554	2,682	2,699	2,699	3,011	3,016	2,450	2,330
Unlawful Possession or unlawful transport of Toddy	2,323	2,610	2,429	2,429	3,870	3,821	5,502	3,986
Unlawful sales of toddy	2,039	2,177	2,667	2,667	2,843	2,854	1,760	3,231
Other offences	5,300	5,117	7,879	7,879	6,302	6,669	-	-
Possession of unlawfully manufactured liquor	946	947	513	513	732	734	839	768
Unlawful manufacture of liquor	-	-	-	-	-	-	-	1,394
Sale possession of unlawfully manufactured liquor	-	-	-	-	-	-	-	4
Sale possession of unlawfully distilled spirits	-	-	-	-	-	-	-	147
Possession of unlawfully distilled spirits	-	-	-	-	-	-	-	18,248
Total	20,052	20,485	32,782	32,782	40,277	40,492	36,859	34,076

Part 10

Drug Related Crimes

Drug Related Crimes

Substance misuse and crime are linked in a number of ways, including people who use or supply illegal drugs and people who commit violent offences while under the influence of drugs. According to the figures of crimes, 567 crime cases were reported due to influence of drugs. Among the reported categories of crime offences during the year 2019, house breaking (263), theft of

over Rs.25,000 (209), robbery (111) and grievous hurt (48) were the major crime offences. In addition cases on hurt by knife (83) and homicide cases (23) were also reported due to drug use during the year.

Table 85 - Reported drug related crimes 2019

Serial No.	Type of Crime	Number of cases
1	Kidnapping	17
2	Arson or hurt by explosives	8
3	Mischief over Rs.25000	14
4	House breaking	263
5	Grievous Hurt	48
6	Hurt by Knife	83
7	Homicide	23
8	Attempted Homicide/ Abet to commit suicide	01
9	Rape (Over 16 years)	03
10	Rape (below 16 years with her consent)	09
11	Rape(below 16 years without her consent)	02
12	Robbery	111
13	Unnatural offences/grave sexual abuse	11
14	Theft of over Rs.25,000/= cattle theft	6
15	Theft of property including over Rs.25,000/=	209
16	Offences under the offensive weapons act	8
17	Obstruction to police officers	1
18	Abduction	5
19	Extortion	4
	Total	818

Appendix 01

Sri Lanka Legislation Pertaining to Drugs

(1) Laws Regulating and Controlling Drugs

The Poisons, Opium and Dangerous Drugs Ordinance of 1935 which has undergone many amendments, most recently in 1984 (Act. No 13) is the principal statutory enactment regulating poisons, opium and dangerous drugs in the country.

National Dangerous Drugs Control Board Act. No:11 of 1984.

Other statutes with provisions relating to drugs include :

The Penal Code (Ordinance No. 2 of 1983 as subsequently amended) in particular Chapter 14 which covers public health and safety.

The Cosmetics, Devices and Drugs Act (Act No. 27 of 1980, as amended by Act No. 38 of 1984) The Act regulates manufacture, sale, distribution, labelling and advertising of all commercial drugs.

The Ayurveda Act (Act No. 31 of 1961 as amended by Act No. 5 of 1962) entitles ayurvedic physicians to, obtain opium and ganja for manufacture of their medicinal preparations.

The Customs Ordinance (Ordinance 17 of 1869, imposes prohibitions and restrictions of both import and export of substances prohibited under the Poisons opium and Dangerous Drugs ordinance;

The Excise ordinance of No: 12 of 1912

Drug Dependent Persons (Internal and Rehabilitation) Act, No 54 of 2007

Conventions Against Illicit Trafficking in narcotic drugs and psychotropic substances act. No. 1 of 2008

National Authority for Tobacco & Alcohol Act. No: 27 of 2006

Coast Guard Act No: 41 of 2009

(2) Drug Related Acts or Behaviours Considered as Crimes

The standard drug associated arrests are for trafficking, sale and possession. Under the Poisons, Opium and Dangerous Drugs Ordinance acts considered crimes include possession consumption and manufacture of illicit drugs (including any process in producing, refining or transforming them.) Also it is a crime to sell, give, obtain, procure, store, administer transport, send, deliver, distribute, traffic, import or export such drugs and aid or abet in the commission of such offences.

(3) Punishments

The penalties for drug offences now range from fines to death or life imprisonment. The penalty of death or life imprisonment accrues for manufacture of heroin, cocaine, morphine or opium and the trafficking, possessions, import or export of a minimum amount of (a) 500 grams of opium (b) 3 grams morphine (c) 2 grams of cocaine or (d) 2 grams of heroin. Less severe offences including the regulatory ones warrant sentences of fines or imprisonment, the amount of the fine or the length of imprisonment depends on the quantity of drug, the gravity of the offence and the courts having jurisdiction.

Appendix 02

Official Drug Control in Sri Lanka

Drug Control Agencies : The agencies actively involved in enforcement are the Police, Customs and Excise Departments, while the Ministry of Health oversees the entry of controlled substance into the country. The National Dangerous Drugs Control Board formulates national policy and plays its role in supporting and co-ordinating the efforts of various drug control agencies while modifying policy to meet the changing needs of drug control efforts.

i) Police Department - The Police is vested with more powers than other agencies under existing law with regard to illegal drugs. The police is the premier enforcement agency handling drug law enforcement. This is carried out through the 401 police stations in the island which have drug law enforcement, as part of their responsibilities.

The Police Narcotics Bureau (PNB), a specialized central unit, is headed by a director and coordinates drug enforcement functions of all police stations. The PNB also investigates major drug cases, responds to international requests in regard to drug law enforcement and is a repository of statistics. The PNB is also involved in training of drug law enforcement officers both within the police and in allied agencies. They also use trained drug detector dogs and also undertake some public awareness and preventive education programmes.

ii) Sri Lanka Customs - The Customs Department, headed by a Director General Controls exit and entry points in the island. Drugs which are prohibited or restricted from import or export under the Poisons, Opium and Dangerous Drugs Ordinance are also prohibited or restricted from import or export under the Customs Ordinance. The Customs has Baggage Division under a director and in response to the increasing problem the Customs have a Preventive Division under a director with a specialised Narcotics Unit which works in close liaison with the PNB who handle the case once the detection is made

iii) Department of Excise - This Department headed by a Commissioner is vested with powers under the Poisons, Opium and Dangerous Drugs ordinance [Section 77 (3)] and the Code of Criminal Procedure Act, No. 15 of 1979 [Section 136 (b)] to undertake drug law enforcement and they have a specialised unit for this purpose which co-ordinates the efforts of the other units which are spread throughout the country and work in close collaboration with other drug law enforcement agencies

iv) Ministry of Health - The Health Ministry which enforces the Cosmetics, Devices and Drugs Act, imports all legal requirements of narcotic substance and methylphenidate for medical and scientific purposes through the Director, Medical supplies Division under the ultimate authority of the Director General of Health Services (DGHS). Other psychotropics are imported by the State Pharmaceutical Corporation or other private licensed importers (about 25 in number) who receive their licenses through the Director. Medical Technology and supplies Division acting on behalf of the DGHS and under whose immediate purview the Medical Supplies Division falls. The Minister of Health is empowered to make regulations for the purposes of giving effect to the Provisions of the Poisons Opium and Dangerous Drugs and Ordinance.

v) Courts - Both magistrates and high courts hear drug related cases under the existing law. However, the sentences passed vary considerably and no research has been done to find out the

rationale of sentences handed out. Though no express provision exists in the current law, occasionally a court is seen to direct youthful offenders to seek treatment and rehabilitation in place of incarceration.

vi) Correctional Institutions - The prisons system, under a Commissioner, represents a passive enforcement, coming into effect only once a suspect is convicted. Their statistics indicate that those imprisoned for narcotics offences now comprise the single largest category of the total inmates 29% in 2016. A drug Treatment and Rehabilitation centre was conducted by the Bureau of the Commissioner General of Rehabilitation at Kandakadu.

vii) National Dengerous Drugs Control Board (NDDCB) - is the national institution charged with the formulation and review of a national policy on drugs. In view of its role in treatment and rehabilitation and preventive education the NDDCB, a statutory Board and headed by a chairman, is not directly involved with day to day enforcement activities. However, enforcement is co-ordinated by the NDDCB through its Sub-Committee on Enforcement.

Appendix 03

Sri Lanka reports to International Narcotic Control Board (INCB) and United Nations Office on Drugs and Crimes (UNODC)

Information Sharing format	Time period	Content
Form A	Quarterly	Quarterly statistics of Import and Exports of Narcotic drugs
Form A/P	Quarterly	Quarterly statistics of Imports and Exports of substances in schedule II of the convention on psychotropic substances of 1971
Form E	Annual	Part I - Legislative and institutional framework Part II - comprehensive approach to drug demand and supply reduction Part III- Extent the patterns of and trends in drug use Part IV -Extent the patterns of and trends in drug crop cultivation and drug manufacture and trafficking
Form B	Annual	Annual estimates of requirements of narcotic drugs
Form C	Annual	Annual statistics of production, manufacture, consumption, stocks and seizures of narcotic drugs
Form P	Annual	Annual statistical report on substances listed in the convention on psychotropic substances of 1971
Form B/P	Annual	Assessment of annual medical and scientific requirements for substances in schedules II,III and IV of the convention on psychotropic substances of 1971
Supplement to Form B/P	Annual	Modification to the assessment of annual medical and scientific requirements for substances in schedule II, III and IV
Form D	Annual	Annual Information on substances frequently used in the illicit manufacture of narcotic drugs and psychotropic substances.

Appendix 04

International Drug Control Conventions

Sri Lanka has acceded to the following international drug conventions. These conventions and their major features are as follows.

1. 1961 Single Convention on Narcotic Drugs Accession on 11.7.1963

This convention lists narcotic substances under international control and their preparations, into four schedules, subject to varying degrees of control. Periodic updating of the lists of substances under control is effected by the International Narcotics Control Board ("Yellow List")

2. 1972 Protocol Amending the single Convention on Narcotic Drugs. Accession on 22.06.1981

3. 1971 Convention on Psychotropic Substances Accession on 22.02.1993

This convention lists psychotropic substances under international control into four schedules subject to varying degree of control. Periodic updating is done by the International Narcotics Control Board (" Green List")

4. 1988 Convention Against Illicit Traffic in Narcotic Drugs and Psychotropic Substance Ratified 18.06.1991

Appendix 05

Dates significant to Drug Abuse Control with Special Reference to Sri Lanka and National and International drug related conferences.

- | | |
|------------|---|
| Per 1500's | * Opium and Cannabis used in traditional Ayurvedic medicinal preparations, and possibly also abused. |
| 1505-1657 | * Portuguese occupation in Sri Lanka - restriction of opium availability was considered one way of manipulating country. |
| 1658 | * Dutch Occupation of Sri Lanka begins.1675*Dutch issue proclamation prohibiting public trafficking in, among others, salt and Opium. |
| 1745 | * Opium society was set up to be the sole trader in Opium in the Dutch Empire.1796*British Regulation of Sri Lanka begins. |
| 1829 | * British enact Regulation No. 4 encouraging cultivation of Opium Poppy. |
| 1867 | * British enact Ordinance No. 19 - restricting un-licensed use of Opium and Bhang. |
| 1869 | * Customs Ordinance (No. 17 as subsequently amended) comes into effect and contains prohibition and restriction on import and export. |
| 1883 | * Penal code (Ordinance No.2 ,as subsequently amended) chapter 14 covers public health and safety and relates to drugs and other poisonous substances. |
| 1893 | * 27, 803 Sri Lankans sign a memorandum to put before the Legislative Assembly calling. Calling Upon the government to take action to reduce increasing numbers of Opium users. |
| 1897 | * The Bill passed doubling the duty on Opium and prohibiting import of Bhang & Ganja. |
| 1905 | * Ordinance No. 17 Prohibits cultivation and sale of Indian Hemp (Cannabis) |
| 1909 | * The first International conference on Narcotic drugs (the Opium Commission) brings together 13 nations in Shanghai, China and leads to the signing of the first drug control treaty. |
| 1910 | * Ordinance No. 5 prohibits sale and possession of Bhang and Ganja, the government to be the sole importer and distributor of Opium which was to be supplied only to registered persons with registered consumers to be phased out with time. |

- 1912 * International Opium, Convention ratified at the Hague, Netherlands putting in to effect the ground work of the 1909 Shanghai treaty.
- 1920 * League of Nations (predecessor to the United Nations) was formed giving a foundation to international drug control treaties. An advisory committee on Opium and other dangerous drugs was established.
- 1927 * Bill tabled and passed in 1929 as Poisons, Opium and Dangerous Drugs Ordinance No.17 but not proclaimed on anticipating difficulties in implementation.
- 1935 * Poisons, Opium and Dangerous Drugs Ordinance amended. (No.43) comes into effect in 1936.
- 1939 * Poisons, Opium and Dangerous Drugs Ordinance amended.
- 1941 * Poisons, Opium and Dangerous Drugs Ordinance amended.
- 1946 * The 1946 protocol transferred to the United Nations the functions previously exercised by the League of Nations.*League of Nations Advisory committee on Opium and other dangerous drugs was replaced by the commission of narcotic Drugs (CND) under the Economic and Social Commission of the United Nations. (ECOSOC)
- 1948 * Sri Lanka gains Independence (February 4th)
- 1949 * Food and Drugs Act comes in to effect.1952*Poisons, Opium and Dangerous Drug Ordinance amended.
- 1953 * Poisons Opium and Dangerous Drug Ordinance amended. UN Convention limits licit production - of opium, to 7 countries.
- 1955 * Poisons Opium and Dangerous Drug Ordinance amended.
- 1961 * Ayurveda Act (No. 31) come into effect.
- * UN single convention on Narcotic Drugs comes into effect. Sri Lanka asignatory. International Narcotics Control Board (INCB) was set up by UN.
- 1962 * Amendment to Ayurveda Act (No. 5)1971*UN Convention on Psychotropic Substances. Sri Lanka participated but is not signatory.

- 1972 * Protocol amending UN single Convention comes into effect. Sri Lanka is a signatory to the protocol.
- 1973 * Colombo Plan Drug Advisory Programme was set up. The Colombo Plan Bureau holds a meeting in Colombo on “Narcotics and Drug Abuse Problems in Sri Lanka.
- * National Narcotics Advisory Board (NNAB) was set up as an advisory body chaired by Deputy Minister of Defence and with a membership composed of representatives from government department engaged in drug control and prevention activities.
- * Police Narcotics Bureau was established.
- * Police Narcotics Bureau and Colombo Plan jointly sponsor the first meeting at national level to discuss narcotics and drug abuse problems.
- 1975 Persons with Opium dependency come for treatment to Sri Lankan hospitals for the first time.
- 1979 * Sri Lanka hosts HONLEA (Heads of narcotics Law Enforcement Agencies) Conference in Colombo.
- * First International NGO Conference held in Jakarta, Indonesia, the idea for the IFNGO was first advanced.
- 1980 * Cosmetics Devices and Drugs Act (No. 27) repeals 1949 Food and Drugs Act.
- 1981 * IFNGO (International Federation of Non Government Organizations for the prevention of Drugs and substance Abuse) was officially established through the Kuala Lumpur declaration, Malaysia.
- 1982 * The Second Resource Person Educational Seminar on Alcoholism and Drug dependence organized by the Sri Lankan National Association on Alcohol and Drug dependence in Collaboration with the Colombo Plan Bureau on April 4th.
- * Several addicts die when Opium supply is contaminated with arsenic.
- 1983 * INCB annual report states that Sri Lanka is a transit country for opiates from India and Middle East and Cannabis resin from Nepal and Middle East. Heroin abuse in initial stages is also reported as having been detected.
- 1984 * National Dangerous Drugs Control Board Act. No. 11 enacted and the Board(created giving effect to the provisions of Article 35 of the Single Convention) becomes operational on 9th April 1984 under the Ministry of Defence.

- * Seminar on Drug Abuse Control for high Court judges organized by the NDDCB in collaboration with the Judicial Services Commission, on June 28th in Colombo.
 - * Cosmetics Devices and Drugs Act amended (No. 38)
 - * Poisons, Opium and Drugs Act amended (No. 13)
- 1984 - 1987
- * Sri Lanka Serves as a member of the UN Commission on Narcotic Drugs.
- 1985
- * Sri Lanka hosts the HONLEA Conference for the second time.
 - * United Nations Fund for Drug Abuse Control (UNFDAC) begins to provide assistance to Sri Lanka in Drug law enforcement.
 - * Secretary General of UN Address the Economic and Social Council on May 24th and propose that a world Conference be convened at the ministerial level in 1987 to deal with all aspects of drug abuse.
 - Second sub - regional meeting on Improvement of Communications organized by the UN Division of Narcotics Drugs in collaboration with the NDDCB in Colombo 25-26th July.
 - * The preventive Division of the Sri Lanka Customs set up a Narcotics Branch
- 1986
- * NDDCB Act amended (No. 41 which enlarged the membership of the Board)
 - * A Narcotics Division with all - Island Jurisdiction is created within the Excise Department in February.
 - * INCB annual report states that Sri Lanka nationals initially required as drug couriers for opiates from near and middle east have established links with international criminal networks.
- 1987
- * FONGOADA (Federation on Non Government Organizations Against Drug Abuse) is setup on January 26th in Sri Lanka as an umbrella organization to represent NGQ's working in the drug abuse field on the advise of the NGO -sub-committee of the NDDCB.
 - * International Conference on drug abuse and Illicit trafficking on vened

in Vienna June 17-26 was attended by 138 States (Including Sri Lanka) as well as many inter governmental and regional organizations. Nearly 200 NGO's and various programme and entities of the UN system. Two main documents emerged;(1)A unanimously adopted Declaration, and (2)The Comprehensive Multi disciplinary Out line (CMO) of future activities in Drug Abuse Control.

- * Navadiganthaya " (New Horizons), the first residential treatment facility for the treatment and rehabilitation of drug abusers, begun by the "Sumithrayo"(an NGO the local chapter of Befrienders International officially declared open on August 22nd.
 - * International Organization of Good Templars (LOGT, an international NGO) setup the Alcohol and Drug Information Centre (ADIC) in Sri Lanka,.
 - * NDDCB/UNFDAC/WHO project of Prevention and Treatment problems Related to the Abuse of Drugs a three year Project, with provision for extension begins in March.
 - * NDDCB/UNDP/WHO project, on developing a Drug Abuse Monitoring System with provision for extension begins in September.
- 1988
- * Sri Lanka participates in drafting of United Nations Convention Against Illicit trafficking in Narcotic Drugs Psychotropic substances (Vienna) Adopted on 19th December and signed by all the 106 nations (including Sri Lanka) who participated in the plenipotentiary meetings.
- 1989
- * IFNGO conferred NGO - Consultative - Category 11 - International by UN-ECOSOC.
 - * A Police Narcotics Bureau Units is set up at Colombo International Airport at Katunayake on 17th April.
 - * Seminar on Drug Abuse Control for Judicial Officers organized by the Judicial service Commission in Collaboration with the NDDCB on October 1st in Sri Lanka.
 - * IFNGO's 11th Conference is held in Colombo, from 12-17th November.
 - * SAARC (South Asian Association for Regional Cooperation) designated 1989 the year for combating Drug Abuse and Trafficking in Drugs.
- 1990
- * " Meth Sevana" The NDDCB second residential treatment & rehabilitation center was open on October 15th 1990 at Kandy .

- 1991
- * Sri Lanka ratified the 1988 UN convention against Illicit Traffic in Narcotic Drugs & Psychotropic Substances.
 - * Sri Lanka ratified the SAARC Convention On Narcotics Drugs and Psychotropic Substances SAARC Meeting of Representatives of Drug Law Enforcement Agencies Towards making Exchange of Information More Effective, 25 - 27th March in Colombo.
 - * 6th Meeting of the SAARC Technical Committee on the prevention of Drug Trafficking and Drug Abuse 10-11th June in Colombo.
 - * Seminar on "Towards Better Enforcement of the Drug laws" for High Court Judges organized by the judicial service Commission in Collaboration with NDDCB on 27th December in Colombo.
 - * "Mith Sevana" the NDDCB third residential treatment & rehabilitation Center was open in 1991 at Unawatuna Galle.
 - "Seth Sevana" the NDDCB 4th residential treatment & rehabilitation center was open on July 1991 as a drop in center and it has established as a residential treatment center in 1992.
- 1992
- * 7th Meeting of the SAARC Technical Committee on the Prevention of Drug Trafficking and Drug Abuse 15-17th June in Colombo.
- 1993
- * Sri Lanka acceded to the UN convention on Psychotropic Substances 1971. NDDCB in collaboration with the UNDCP formulated a master plan for drug control in Sri Lanka.
 - * SAARC Workshop on New Prevention Approaches to Education, treatment & rehabilitation 6-9th October in Colombo. Organized by the NDDCB in collaboration with the Ministry of Foreign Affairs.
 - * SAARC Workshop on Preventive Education, treatment & rehabilitation 6-9th October in Colombo.
 - * Meeting of Law Enforcement Officers monitoring the member Countries of SAARC drug offences Monitoring Desk (S.D.O.M.D.) 29-30th December, in Colombo.
- 1994
- * SAARC Advanced Training Course for Law Enforcement Officers 27-30th September in Colombo.
- 1995
- * SAARC Workshop on Preventive Education with Emphasis on Curriculum development for school 29-31st March in Colombo.
- 1997
- * National Precursor Control Policy Formulation Workshop 17-18th February in Colombo.

- 1998
- * Regional Conference on Precursor Control Legislation Awareness for South Asia 6-9th July in Colombo.
 - * Appointed a Precursor Control Co-ordinating Committee to the National Drugs Control Board
- 1999
- * Training workshop on Precursor Control for Operational staff from India and SriLanka, 26-30th April in Colombo
 - * Training workshop on Precursor Control for field personnel from India and SriLanka, 21-25th June in Colombo.
 - * Consultative meeting of National Drugs and Precursor Testing Laboratory and enforcement officials in SAARC countries, 3rd-6th August in Colombo.
- 2000
- * The 43rd Session of the Commission on Narcotic Drugs, Vienna 6-15th March
 - * The 18th IFNGO Biennial Conference, Brisbane, Australia, 3rd-6th July.
 - * 24th meeting of Heads of National Drug Law Enforcement Agencies (HONLEA) Asia and the Pacific, Myanmar, 14-17th November
 - * UNDCP regional workshop on Precursor Control for SAARC Countries Kathmandu, Nepal, 13-15th December.
- 2001
- * The 44th Session of the Commission Narcotic Drugs, Vienna 19-29th March 25th meeting of Heads of National Drug Law Enforcement Agencies (HONLEA) Asia and the Pacific Myanmar, Australia, 15-18th October
 - * UNDCP regional workshop on Precursor control for SAARC Countries Kathmandu, Nepal, 17-19th January.
 - * UNDCP, SAARC workshop for Policy formulation in the area of Precursor control, Kathmandu, Nepal, 17-18th August.
 - * Workshop on formulation of a National Drug Treatment Policy Colombo, 20th October.
 - * First meeting of the SAARC Coordinating Group of Drug Law Enforcement Agencies at SAARC secretarial, Kathmandu, 2-3rd May.
- 2002
- * Workshop on the Development of a National Strategic Plan to reduce the impact of Drug Abuse 4th May Colombo (Sponsored by WHO)

- * Seminar for judicial offences - 13th July BMICH Colombo.
- * Sub - Regional Workshop on Quality assurance of Treatment services for Drug Dependents, 29-30th, August Negambo, Sri Lanka (UNDCP/NDDCB Project)
- * UNDCP/ROSA Precursor Control Project for SAARC Countries sub regional Trainers programme, 29th July - 2nd August, Colombo.
- * Joint meeting of the SAARC Drug offences Monitoring Desk (SDOMD) and the Drug Liaison officers of the SAARC Countries on Exchange of Information in Colloberation with the Ministry of Foreign Affairs, 3-4th October, Colombo.
- * Sub - regional workshop for prison officials on Treatment and Rehabilitation Drug Dependents in prisons, 18-21st October Kalutara, Sri Lanka. (UNDCP/ NDDCB Project) 2003
- * The 46th Session of the Commission Narcotic Drugs, (CND) 8th-15th April Vienna.
- * 28th IFNGO Conference 11-15th August, Colombo.
- * Inter Country Workshop Plan community based projects on Prevention of Harmfrom substance Abuse 2-4th December, Myanmar.
- 2004 * 47th Session of the Commission Narcotic Drugs, 15-22nd March 2004, Vienna.
- * 28th Meeting of the Heads of the National Drug Law Enforcement Agencies(HONLEA) Asia and the Pacific 28th November - 3rd December 2004, Bangkok.
- 2004 * Asian Recovery Symposium 31th August - 3rd September Patta-Thailand*International Conference on Asian Cities Against Drugs 3rd - 7th October 2004 Melaka, Malayasia.
- * 111 Asia Youth Congress 16th - 19th November, Singapore
- 2005 * 48th Session of the Commission on Narcotic Drugs, 7th-14th March 2005 Vienna.

- 2006
- * 49th Session of the Commission Narcotic Drugs, 13th-17th March 2006 Vienna.
 - * 3rd Meeting of the Co-ordination Group of SAARC Drug Law Enforcement, 11th- 12th August, 2006, Kathmandu.
 - * Workshop on Drug use Among young people in SAARC member state, 22nd-23rd November 2006, Malay
 - * Lounghed the received Sri Lanka National Policy for the prevention and control of Drug Abuse in the presidential secretariat 26th June 2006.
- 2007
- * 50th Session of the Commission on Narcotic Drugs, 12th-16th March 2007 Vienna.
 - * 31st Meeting of the Heads of the National Drug Law Enforcement Agencies (HONLEA) 13th - 16th November, Bangkok.
 - * Drug Dependant Persons (Treatment and Rehabilitation) Act. No. 54 of 2007 enacted.
 - * 22nd IFNGO World Conference 14th -18th May 2007, China.
- 2008
- * 51st Session of the Commission Narcotic Drugs, 10th-14th March 2008 Vienna.
 - * The 1st Meeting Colombo Plan Drug Adversary Programme / Drug Focal Point Need Assessment and Policy Development 7th - 10th June 2008, Maldives.
 - * 32nd Meeting of the Heads of the National Drug Law Enforcement Agencies (HONLEA) 11th - 14th November, 2008, Bangkok.
 - * Convention Against Illicit Trafficking in Narcotic Drugs and Psychotropic Substances Act. No. 1 of 2008 enacted.
- 2009
- * 52nd Session of the Commission on Narcotic Drugs 11th - 20th March 2009 Vienna
 - * 33rd Meeting of the Head of National Drug Law Enforcement Agencies (HONLEA) 6th - 9th October 2009 Indonesia.
 - * 32nd Meeting of Head of National Drug Law Enforcement Agencies 10th - 13th February 2009 - Bangkok
 - * 25th International Federation of Non Governmental Organization (IFNGO) 29 June - 01 July 2009 - Brunei
 - * 6th International Training Course on Precursor Chemical Control 10th - 16th August 2009, Bangkok.

- * 2nd CPDAP National Focal Point Meeting 2 - 4 December 2009
Jakarta
- 2010
- * 2nd Asian Consultation on the Prevention of HIV related to drug use
21st - 23rd January 2010, Bangkok.
 - * 7th International training course on precursor chemicals
Control for Asian Narcotic Law Enforcement Officers 16th - 22nd
August 2010 - Bangkok.
- A new drug prevention treatment and rehabilitation center was open in
November 2010 for youth (below 20 yrs) drug dependents.
- 2011
- * South Asia panel discussion as part of the meeting of the United
Nations Regional Task Force on Injecting drug use and HIV/AIDS
(UN RTF) 10th-11th February 2011 - India.
 - * 2nd Regional training for Drug Law enforcement officers 09th - 13th
May Singapore.
 - * Meeting of project steering committee of project XSAJ81 strengthening
Drug law enforcement capacities in South Asia 4th May 2011 - India
 - * South Asia Regional training on treatment and rehabilitation 13th-
22nd June 2011 Maldives.
 - * The 8th International training course on precursor Chemical control for
Asian Narcotics law enforcement officers 22nd - 28th August.
 - * 4th Regional training on Development of outreach/ Drop-in centres
31st October - 3rd November 2011 Pakistan
 - * 12th Regional training of women counselors on treatment and
Rehabilitation 14th - 22nd November. India
- 2012
- * 6th Asian recovery symposium 16 – 18th January 2012 New Delhi
 - * End Users Training- Agilent – 5975C GC/MSD with 7890A GC
7th-10th February 2012 Singapore.
 - * The 9th International Training Course on Precursor
Chemical Control for Asian Narcotics law enforcement officers 15th
– 22nd October 2012 Bangkok Thailand
 - * ACCE Training of Trainers 20th -29th Bangkok Thailand
 - * Project on “Strengthening Drug Law Enforcement capacities in
south Asia “(xSAJ81)

- * Steering Committee Meeting (PSC) 27th April 2012 – New Delhi-India
 - * First ACCE Commission Meeting 4th – 6th June 2012 Jakarta
- 2013
- * Project on “ Strengthening Drug Law Enforcement capacities in south Asia 29th May 2013 – New Delhi-India
 - * Regional Workshop on the Collection and Analysis of Data on Drug use 1st-4th July 2013 In Islamabad 2nd ACCE Commission Meeting 27th-28th July 2013 Thailand
 - * The 10th International Training Course on Precursor Chemical Control for Asian Narcotics Law Enforcement Officers 24th February- 03rd March 2013 Bangkok Thailand
 - * Programme Steering and Policy Coordinating Committee (PSPCC) of Regional Programme for South Asia 26th-27th November New Delhi
- 2014
- * 1st Global Forum For Youth Leaders on Drug use Prevention -10th-14th February 2014 Abu Dhabi
 - * 3rd ACCE Commissioning Meeting 8th-10th February 2014 – Abu Dhabi
 - * 10th International Training Course on Precursor Chemical Control for Asian Narcotics Law Enforcement Officers Meeting 24th February-3rd March 2014 Bangkok
 - * Workshop on Afghan Opiate Trafficking through the Southern Route 24th-25th April Vienna
 - * The Colombo Plan Drug Focal Points Meeting and Expert Group Consultation 3rd-5th September 2014 Thailand
 - * Focal Point Meeting for Drug Demand Reduction and Prevention 2nd-6th Thailand
- 2015
- * 58th Session of the commission on Narcotic Drugs (CND) 9th March to 17th March 2015 . Vienna
 - * Strengthening Drug law Enforcement capacities in South Asia (XSAJ 81) 30th March - 03rd April 2015 - New Delhi
 - * Training course on Narcotic Control 2015 05th May - 24th May 2015 - China
 - * Qatar Global Forum on fight against Drugs 25th May to 26th May 2015 Doha Qatar
 - * Training of Law enforcement officers on NPS 06th August - 07th August 2015 Delhi - India

2016

- * Colombo Plan Sub Regional Drugs Focul Point Meeting 9th September to 11th September 2015 - New Delhi - India
- * Expert Group Meeting on South Asian Regional Intelligence and coordination centre 2nd November to 4th November 2015 - New Delhi - India.
- * Scientific consultation on prevention of Drug use and treatment of Drug use Disorders (Demand Reduction) 8th December to 10th December 2015 Vienna, Austria.
- * International Conference on Effective Strategies for the Prevention of Alcohol & Substance abuse from 17th February – 19th February 2016 at India.
- * 59th Session of the Commission on Narcotic Drugs, including its special segment from 14th March – 22nd March at Vienna
- * Seminar on Capacity Building Law Enforcement on Drugs for Sri Lankan Officers from 20th March – 8th April at China
- * UN General Assembly special session on World Drug Problem from 19th April – 21st April at New York, USA
- * 20th INTERPOL Police Training Symposium from 20th June – 26th June at Singapore
- * INCB Regional Training Seminar from 12th July – 15th July at Bangkok, Thailand
- * Regional Training Workshop on New Psychoactive Substances (NSP) from 7th August – 11th August at India
- * 12th Indo – Pacific Association of Law, Medicine and Science (INPALMS) from 16th September – 24th September at Indonesia (Bali)
- * UNODC Communication on Resolution 58/5 of the commission on Narcotic Drugs and Expert Meeting from 3rd October – 7th October at Vienna, Austria
- * 15th Asia Pacific Association of Medical Toxicology International Scientific Conference from 16th November – 21st November at Singapore
- * 12th International Training Course of Precursor Control for Asian Narcotics Law Enforcement Officers from 20th November – 29th November at Bangkok, Thailand
- * Reconvened 59th Session of the Commission on Narcotics Drugs from 29th November - 4th December at Austria, Vienna
- * Second International ISSUP Workshop from 5th December – 14th December at Brazil

- 2017**
- * 2nd round of the thematic discussion on UNGASS implementation – 23rd to 25th January Vienna, Austria.
 - * 60th session of the commission on Narcotic Drugs (END) 13th to 17th March Vienna, Austria.
 - * 4th Day Advisory programme focal point Meeting 23rd to 25th October 2017.
 - * 8th session of the working group on International Co-operation and 10th session of the working group of Experts on technical Assistance 9th to 13th October in Vienna, Austria.
 - * 41st Meeting of head of National Drug Law Enforcement Agencies (HONLEA) Asia and the Pacific 27th to 30th November 2017.
- 2018**
- * Expert Working group on Improving drug statistics and strengthening the annual questionnaire 29th -31st January.
 - * 61st session of the Commission on Narcotic Drugs (CND) 12th – 16th March, Vienna, Austria.
 - * 3rd, 4th & 5th Intercessional meetings of the Commission on Narcotic Drugs on 25-28 September, 22-25 October and 7-9 November 2018
 - * SAARC Advocacy workshop on “Advancing Health & Rights based approaches among people who use drugs”, Kathmandu, Nepal.
- 2019**
- * International Narcotic Control Board (INCB) Mission to Sri Lanka.
 - * Launched Report of National prevalence survey on Drug use in Sri Lanka 2019
 - * Expert meeting on Comprehensive, Balanced & Coordinated Scientific Strategy to counter Illicit Drug Trafficking, Prevention & Control of Drug Abuse, 05th and 06th March 2019.
 - * 62nd Session of the Commission on Narcotic Drugs (CND) 14th-22nd March 2019, Vienna Austria.
 - * 2nd SAARC Regional workshop “Advancing health through rights based approaches & harm reduction services for people who use drugs in SAARC Countries” in Kathmandu (Nepal) from 15th-17th 2019.

Appendix 06

Role of the National Dangerous Drugs Control Board in Prevention and Control of Drug Abuse in Sri Lanka



Establishment of NDDCB

The National Dangerous Drugs Control Board (NDDCB) which was established by the National Dangerous Drugs Control Board Act No.11 of 1984, is the principal national institution charged with the formulation and review of a National policy relating to the prevention, control treatment and rehabilitation of drug abuse. This Board is the pioneer Government Institution that discharges its functions with the aim of eradicating drug menace from Sri Lanka.

Role of the NDDCB

In terms of the Sri Lanka National Policy for Prevention and Control of Drug Abuse, NDDCB plays a pivotal role at National and International level with regard to prevention and control of narcotic drugs, psychotropic substances abuse and precursor chemicals. NDDCB has been designated as the focal point for control of Narcotic drugs and Psychotropic substances in Sri Lanka in terms of International Conventions.

International Relations

NDDCB ensures the availability of internationally controlled substances for medical and scientific purposes and in the case of precursor chemicals, to ensure their legitimate industrial use and preventing the diversion of controlled substances into illicit drug market.

In order to achieve above objective, NDDCB, being the National Focal point, work closely with the International Narcotic Control Board (INCB), Commission on Narcotic Drugs (CND) and the United Nations Office on Drugs and Crime (UNODC), the main UN agencies involved in International Drug Control.

NDDCB ensure implementation of the following International Conventions, additional control measures adopted by the Economic and Social Council and the Commission on Narcotic Drugs to enhance their effectiveness and bilateral agreements.

1. Single Convention on Narcotic Drugs of 1961 as amended by the 1972 Protocol,
 2. United Nations Convention on Psychotropic Substances of 1971
 3. United Nations Convention against Illicit Traffic in Narcotic Drugs and Psychotropic Substances of 1988
 4. SAARC Convention on Narcotic Drugs and Psychotropic Substances
- It is the NDDCB which is responsible to the world Body for reporting and controlling the illicit trafficking, use and abuse of dangerous drugs in terms of the International drug control conventions.



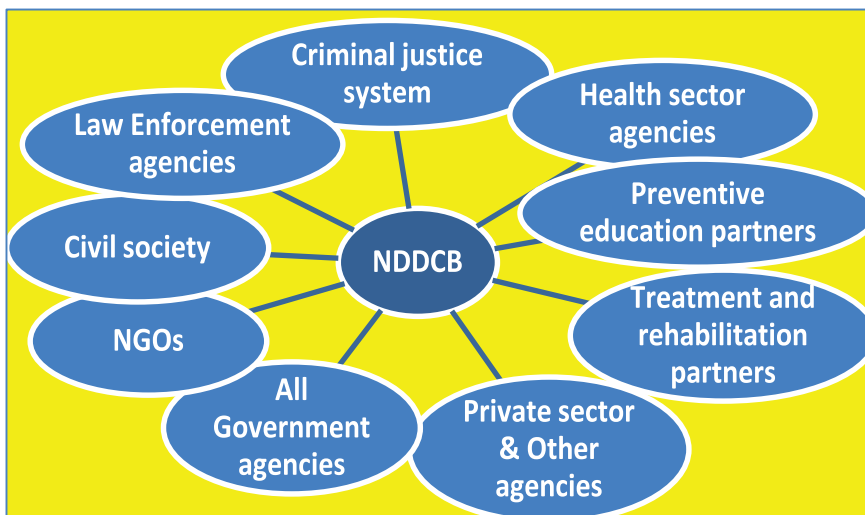
Powers of the NDDCB

The NDDCB is empowered by Section 7 of its establishment Act with the following specific functions;

- Formulate and review a national policy relating to the prevention and control of the abuse of dangerous drugs and to advise and make recommendations to the Minister on such policy
- Call for such information and particulars from individuals, organizations, government departments and public corporation as may reasonable be necessary to exercise the powers of the Board.
- Receive donations and grants from local and foreign sources for the purpose of exercising the powers of the Board
- Co-ordinate the activities of agencies engaged in the prevention and control of dangerous drugs
- Promote treatment and rehabilitation measures for drug dependant persons and conduct national drug abuse and preventive educational programmes for children and adults
- Conduct and undertake researches studies into the prevalence, aetiology and legal , medical, social cultural and economic implications of the abuse of dangerous drugs ; and
- Maintain liaison with national, regional and international organizations and agencies involved in drug control activities.

NDDCB's Role and Responsibilities

In terms of the Sri Lanka National Policy for Prevention and Control of Drug Abuse and as per mandate given by NDDCB Act No. 11 of 1984, NDDCB monitors and review the Sri Lanka National Policy and coordinate the drug control activities of all relevant agencies.



In terms of the of the Sri Lanka National Policy, NDDCB plays a pivotal role at National and International level with regard to prevention and control of Narcotic drugs and psychotropic substances abuse

NDDCB's responsibilities includes the following ;

- Articulating and advocating evidence – based policies and strategies.
- Catalysing change and enhancing partnerships
- Managing information
- Conducting research
- Setting and Validating norms and standards
- Developing and testing new technologies tools and guidelines

Coordination activities of NDDCB

As the National institution that empowered with formulating and reviewing the National Policy on drugs of abuse from time to time, the NDDCB assists the Government in incorporation of Law relating to this field which is very important to combat with illicit traffic in Narcotic Drugs, Psychotropic substances & Precursor chemicals,

The NDDCB is entrusted with the responsibility of assisting the Government and to advise the Government regarding the amending of existing laws, incorporation of new laws and on implementation of National Drug Policy.

For these purposes the NDDCB convenes subcommittees;

Legislation subcommittee

- Assist and advice the Government regarding the amendment of existing laws and incorporation of new laws

Law Enforcement subcommittee

Co-ordinate with all the Drug Law Enforcement agencies for effective enforcement of Law

Legislations related to the Functions of the NDDCB

- Poisons, Opium and Dangerous Drugs Ordinance and amendment Acts
- Convention against Illicit Traffic in Narcotic Drugs, Psychotropic substances Act No. 1 of 2008
- Drug Dependant Persons (Treatment and Rehabilitation) Act No.54 of 2007

Technical Divisions of the NDDCB

- Research Unit
- The National Narcotics Laboratory
- Precursor Control Authority
- Treatment and Rehabilitation Unit
- Designated and Private Treatment Centres Unit
- Preventive Education and Training Unit
- Outreach Unit
- Information centre – 1927 Hotline

Research division

The Research division is one of the main divisions in NDDCB. According to the Section 7 (a) and 7 (b) of the NDDCB Act, the research division is responsible for conduct and undertake research, drug related studies and surveys, producing publications including annual hand book of drug abuse information. producing drug related information for the policy makers, service providers, agencies involved in drug prevention and control, facilitators, other national and international organizations for drug prevention and control activities. Research division collects information from the government and non-governmental agencies, civil societies, general public in order to asses and monitor the drug problem in the country and provide information for revision of the policies, to introduce new policies and for decision making.

In addition to above functions, NDDCB maintains Drug Abuse Monitoring System (DAMS) to determine the incidences, prevalence and characteristic of drug dependent persons, to monitor trends and patterns of drug abuse, identify “at-risk” groups in the population and for the implementation of early warning system.

The National Narcotics Laboratory

The National Narcotics Laboratory (NNL) is a leading laboratory in Sri Lanka. The NNL provides laboratory and scientific services for effective implementation of scientific evidence based drug prevention and control system in Sri Lanka. The NNL aims to better understand and monitor the Nation's drug problem and improve scientific capacity and capabilities to ensure healthy lives and peaceful societies free from drug abuse.

Functions of the NNL include conducting scientific research in drug demand and supply control, scientific support for the establishment of an effective and fair criminal justice system, promote scientific evidence based operations and investigations for effective drug law enforcement, promote scientific evidence based prevention, treatment, rehabilitation and reintegration strategies, conduct scientific capacity building programmes on drugs/ substances of abuse, scientific intelligence services, scientific evidence based policy and decision making and promote scientific based standards and best practices.

Precursor Control Authority

Precursor Control Authority is charged with the responsibility of administering the provisions of Chapter II of the Convention against Illicit Traffic in Narcotic Drugs, Psychotropic substances Act No. 1 of 2008 in order to prevent diversion of precursor chemicals for illicit manufacture of drugs of abuse. Authority is responsible to implement and take measures within Sri Lanka, relating to monitoring the imports, exports, manufacture, distribution and use of the precursor chemicals as required by the provisions of the 1988 United Nations Convention and as prescribed by regulations made under the Act.

The Authority ensures import, export, distribution and use of precursor chemicals in terms of a valid licence in the manner prescribed, taking into consideration the requirements of the respective industries; taking of such measures as are necessary for the registration of the premises of such licensees, conduct inspections and to ensure proper records are maintained and monitor diversion attempts, ensure the precursor chemicals are used only for the purposes they are imported or exported, ensure illicit manufacture of drugs are duly reported and appropriate action taken to punish the offenders;

Preventive Education and Training Unit

Preventive Education and Training (PET) unit ensures quality preventive education to empower Sri Lankans towards a drug free life. The mission of this unit is to enable people in order to create a safer environment towards prevention and reduction of substance abuse through quality education and training.

The PET unit conducts various awareness and training programmes and aims to reduce the desire and willingness to obtain and use drugs/substances of abuse and to prevent the uptake of drug/substances use. Awareness programmes are specially targeted for Government and international schools, vocational training centres, universities, Sunday schools, law enforcement sector, health sector, plantation sector Government and private work places, local communities and early childhood development programmes for parents. Special programmes such as Training of Trainers (TOT) are conducted for teachers, Government officers and Youth leaders.

Outreach Unit

NDDCB has taken measures to expand its services to the provincial level. Provincial drug control programmes have been launched in order to strengthen the capacity of the provincial administrative institutions and civil society organizations for drug prevention and control.

The Outreach Unit of the NDDCB is entrusted with the responsibility of extending Board's services (prevention, treatment and rehabilitation) to drug dependent persons and their families, high risk groups in community and the general public by conducting community programmes, mobile awareness, conducting camps and establishment and maintaining a communication network between Divisional Secretaries, Schools administrators, Grama Niladaries, Samurdhi Officers, Social Service Officers, and Religious Leaders to develop programmes on discouraging the abuse of drugs. Further this Unit has to evaluate the effect and success of aforesaid programmes by carrying out continuous follow up activities.

Designated and private treatment centres Unit

NDDCB treatment programme has extended with the implementation of the Drug Dependant Persons (Treatment and Rehabilitation) Act No. 54 of 2007 and regulation there under to register all the designated Prisons and two social services institutions and treatment centres controlled by Sri Lanka Army and 25 private treatment centres established within Sri Lanka.

Special directions are provided by this unit as are necessary to ensure the efficient management of Treatment Centres to assist in the treatment and care of drug dependant persons at Treatment Centres designated or licensed under this Act.

Information centre 1927 Hotline

The National Dangerous Drugs Control Board (NDDCB) as the principle government institution for the drug abuse control, prevention, treatment and rehabilitation in Sri Lanka has launched the counselling help line 1927 for provide basic counselling over the phone and preliminary counselling for less severe substance users through trained counsellors.

Treatment and Rehabilitation Unit

The treatment and rehabilitation unit ensures the right of every citizen to get rehabilitated from addiction by getting admitted to the treatment centres and to socialize once again as individuals with good conduct through a systematic, methodical and scientific treatment program. There are four (04) treatment and rehabilitation centres in Colombo, Galle, Kandy and Nittambuwa under the NDDCB.

These treatment centres provide free services and drug dependent persons are admitted on voluntarily basis, intervention of parents, relatives or friends, referred by Courts, referred by Government and Non Governmental agencies, as directed by those who recovered from addiction or relapses . Treatment procedure includes pre-counseling session to identify the level of desire, withdrawals, tolerance level and psychological preparedness followed by psychological treatment methodology targeted to change behaviour and attitudes according to an individual treatment plan and follow up activities.

Prevention, Treatment & Rehabilitation Centres of NDDCB

Prevention, Treatment and Rehabilitation Centre
National Dangerous Drugs Control Board
172, Shanthi Mawatha, Thalangama.
Tel: 011-2788090



Prevention, Treatment and Rehabilitation Centre
National Dangerous Drugs Control Board
Unawatuna, Galle.
Tel: 091-2224443



Youth Prevention, Treatment and Rehabilitation Centre
National Dangerous Drugs Control Board
Mampitiya Watta, Handessa, Kandy.
Tel: 081-2315504



Prevention, Treatment and Rehabilitation Centre
National Dangerous Drugs Control Board
Mahena watta, Urapola, Nittambuwa.
Tel: 033-2283060



SPECIAL EVENTS 2020

National Programme on Expansion of Treatment & Rehabilitation Services for Drug Addict Persons: Capacity Enhancement of “Navadiganthaya” Treatment and Rehabilitation Centre

The centerpiece of the National programme on expansion of Treatment Capacity is to ensure the right to access to treatment and rehabilitation services for all drug dependent persons highlighting the National Vision to expand the Treatment and Rehabilitation Services. The National programme focuses on ensuring that every person with substance abuse disorders has access to standardized treatment services, and on the accreditation of a wide range of alternative treatments, such as residential treatment, outpatient treatment, community-based and other treatment modalities, depending on the needs and the level of addiction of people with substance abuse.

Navadiganthaya National Treatment & Rehabilitation Centre will provide a wide range of treatment and rehabilitation services, focusing on the vital rudiments that determine the orientation and effectiveness of the treatment and rehabilitation process and addressing the identified limitations of prevailing treatment and rehabilitation services.

Construction works have been commenced of fully-fledged Treatment and Rehabilitation building which can provide residential and vocational training services to 1000 service recipients. This project was implemented as an initiative step under the strategy of “Ensuring the rehabilitation of all who addicted to drugs” in line with the sectorial policy framework of “A Country free from Drugs” of Government Policy Framework, “Vistas of Prosperity and Splendor.

2020.06.26 වන දින ආරක්ෂක ලේකම්තුමා විසින් නව ප්‍රතිකාර මධ්‍යස්ථාන ගොඩනැගිල්ල සඳහා මුල්ගල තැබූ අවස්ථාව





2020.08.26 වන දින අත්තනගල්ල රජමහා විහාරාධිපති පන්තිල ශ්‍රී ආනන්ද හිමියන් විසින් ප්‍රදානය කරන ලද නව ප්‍රතිකාර මධ්‍යස්ථාන ගොඩනැගිල්ල සඳහා මුල්ගල තැබූ අවස්ථාව

