



STATISTICAL REPORT ON DRUG RELATED ARRESTS IN SRI LANKA

DRUG ABUSE MONITORING SYSTEM

VOL : 66

January - December 2023



Research Division

National Dangerous Drugs Control Board

383, Kotte Road, Rajagiriya.

Tel: 2868794-6 Fax: 2868791-2 Hot Line:1984

E-mail: mail@nddcb.gov.lk

Web: www.nddcb.gov.lk

Introduction

The general objective of the Drug Abuse Monitoring System (DAMS) is to establish a sound database for effective programme planning and monitoring. Specific objectives of the Reporting System are as follows:

- To determine the incidence, prevalence and characteristics of drug users who come for treatment, reporting institutions or practitioners.
- To monitor the trends and patterns in drug use
- To determine and describe the at risk groups in the population
- To be an 'early warning system' to permit early programme responses

The information given in this report is mostly from Police Stations Island wide and Police Narcotic Bureau.

The Instrument of the Reporting Form used for reporting on drug users contains core items on:

- a. Demographic characteristics
- b. Drugs used
- c. Route of use
- d. Gender
- e. Frequency of drug use
- f. Nature of offence

Contents

Introduction	1
Abstract	2
Gender	3
District	3
Age	4
Ethnicity	5
Religion	5
Marital status	6
Educational status	6
Drug	7
Route of use	7
Employment	8
Nature of offence	8

Compiled by :

Hiruni Wathsala - Research Officer

Arjuna Ranasinghe - Assistant Research Officer

Abstract

This is an analytical report on persons arrested for drug related offences, received to the Drug Abuse Monitoring System (DAMS) from January to December 2023. Total arrests were reported from Island wide police stations on daily basis.

According to the data recorded in data base from January to December 2023, 62,607 persons were arrested for drug related offences and out of that 32,065 (51.2%) were Cannabis users. The highest proportions, 14,137 of arrests were in aged 25 to 29. The majority, 7,536 seizures were reported from Colombo district and 23.7% from Western province.

Among the arrests, 98% were male and 2% was female. And it further indicates, 32,628 persons (52.1%) were married and 23,911 (38.2%) were single. When considering their educational background, highest amount of drug use was reported from those who completed O/L. One Hundred Twelve were reported as professionally qualified.

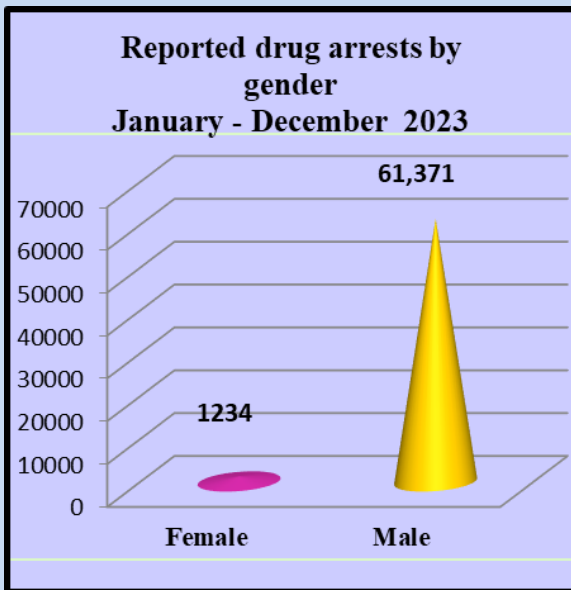
According to the ethnicity 74.47% of arrests were Sinhalese, 9.3% Tamils, 8.49% Moors, and they were further classified by their religion as Buddhists (71.48%), Islam (11.49%), Hindus (7.91%) and Christians (4.28%).

The distribution of the arrestees reported by occupation for the period of January to December 2023 is as follows, 22.9% were labourers, unemployed were 11.58%, farmers were 2.75% and drivers or transport workers were 2.52%.

Gender

Gender is not a deciding factor any more when it comes to drug consumption or related offences and it clearly shown in Fig.1. 61,371 (98%) persons were male and 1234 (2%) were females.

Figure 01



Source:- Drug Abuse Monitoring System - 2023

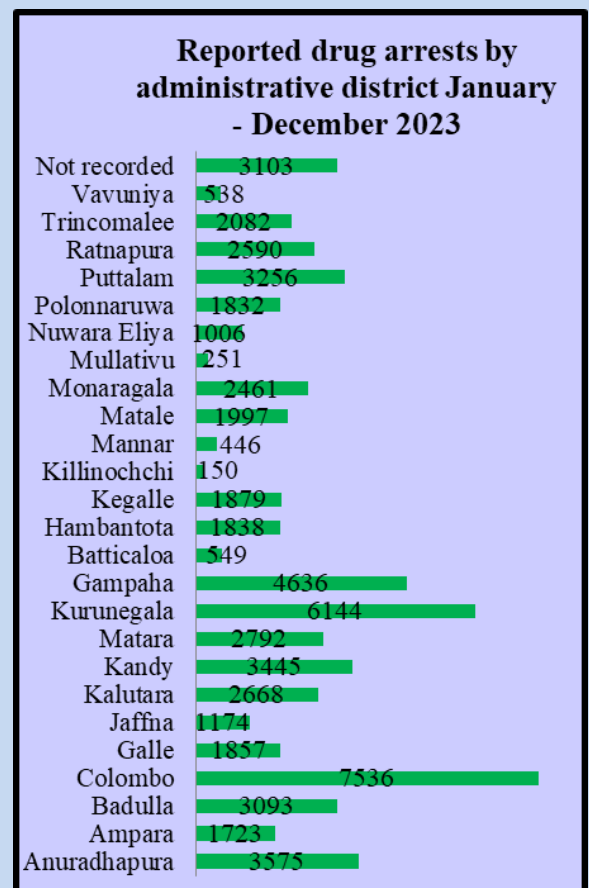
District

Reported data were further classified by districts. It emphasized illicit drugs are not only confined to Colombo but exists in remote and rural areas as well. Figure 2 illustrate the prevalence of drug arrest by districts and provinces.

The maximum number of arrests, 7536 (12%), were reported from Colombo and out of the nine provinces Western Province (23.7%) was the highest drug related offences taking place and North Western Province has become the 2nd place (15%).

Some arrest district wise as follows, 3445 (5.5%) from Kandy, 4636 (7.4%) from Gampaha, 3256 (5.2%) from Puttalam, 6144 (9.8%) from Kurunegala, 3575 (5.7%) from Anuradapura, 3098 (4.9%) from Badulla, 2461 (3.9%) from Monaragala, 2590 (4.1%) were from Ratnapura, 1997 (3.2%) from Matale and 1838 (2.9%) from Hambantota.

Figure 02



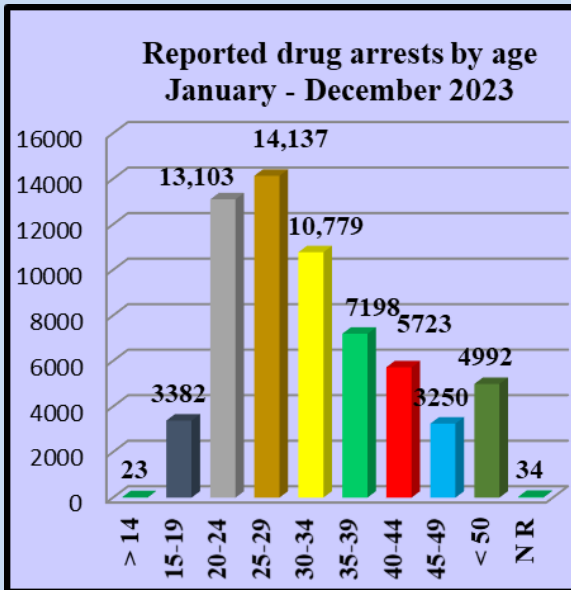
Source:- Drug Abuse Monitoring System - 2023

Age

According to the classification of drug related arrests by age, (Fig. 03) clearly indicates that highest percentage (22.6%) were in aged 25-29.

The distribution of drug related arrests by age is shown in figure 04 and it reveals that majority, 20.9% (13,103), 17.2% (10,779), and 11.5% (7,198) were in the range of 20-24, 30-34 and 35-39 years accordingly. 2124 were reported for age category of 40-44.

Figure 03

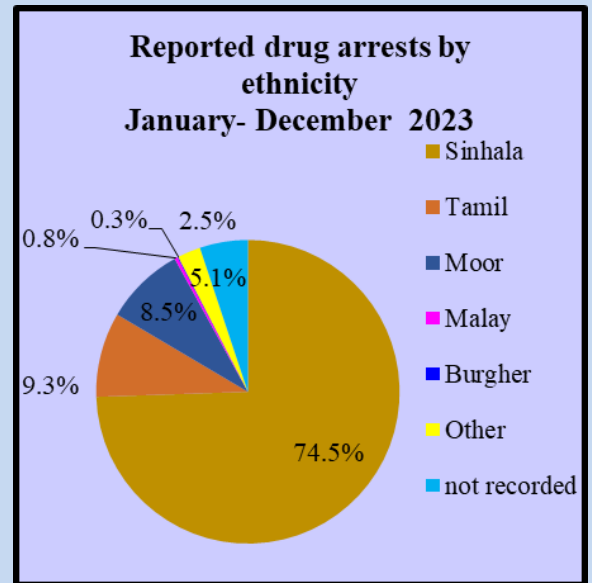


Source:- Drug Abuse Monitoring System - 2023

Ethnicity

During the period of January to December 2023, the number of arrests reported by ethnicity wise is as follows, 46,632 (74.5%) were Sinhalese, 5319 (8.5%) Moors, 5654 (9.3%) Tamils, 212 Malays, 53 Burghers and 1545 (3.5%) were others.

Figure 04

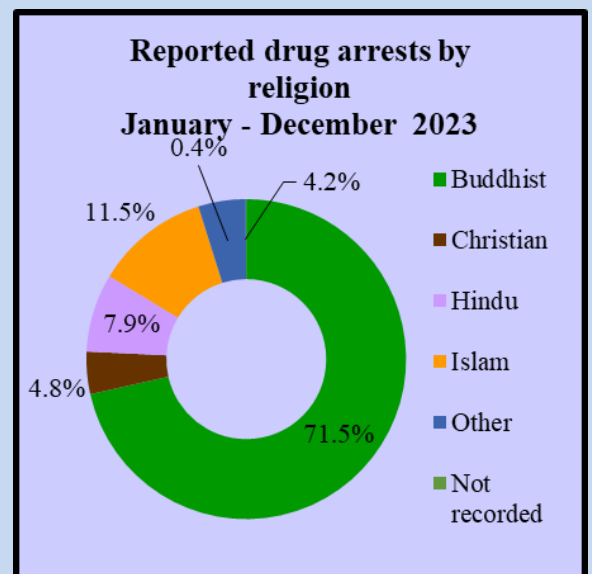


Source:- Drug Abuse Monitoring System - 2023

Religion

According to the data shown in Fig 05, 44,761 (71.5%) were Buddhists, 4954 (7.9%) Hindus, 2678 (4.2%) Christians and 7197 (11.5%) were Islam accusers. It clearly shows that majority of arrests were Buddhists.

Figure 05

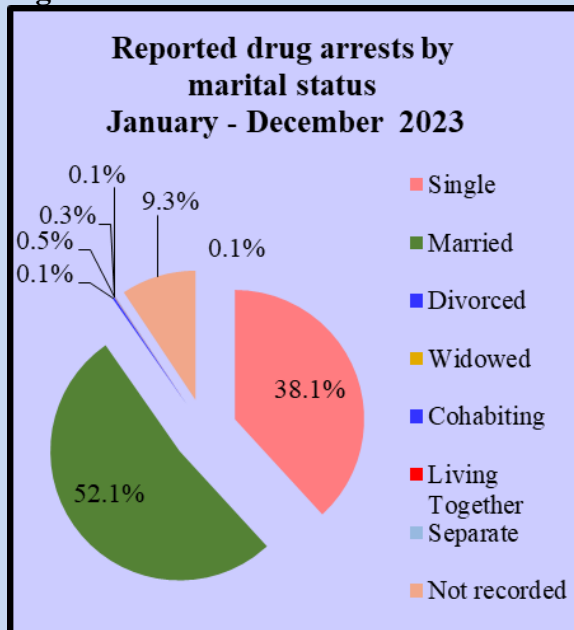


Source:- Drug Abuse Monitoring System - 2023

Marital Status

Among the persons arrested in January to December 2023, 23,911 (38.2%) were single, 32,628 (52.1%) were married, and 155 (0.2%) were divorced. It had been reported 07 separated and one cohabiting persons as well.

Figure 06



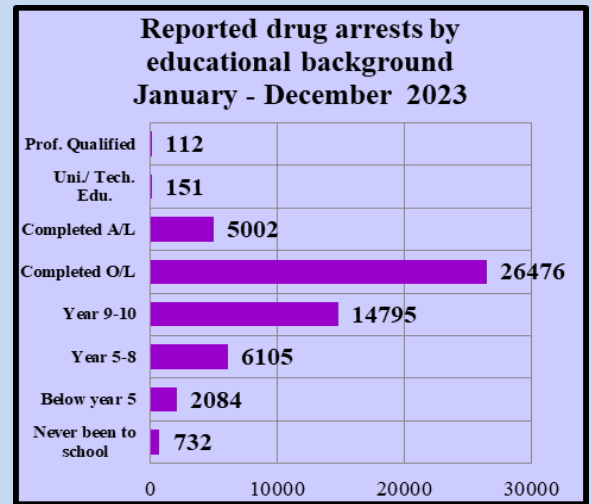
Source:- Drug Abuse Monitoring System - 2023

Educational status

Persons arrested on drug related offences were further classified based on their educational level. Majority of them were somewhat educated, 42.3% of them studied up to O/L.

151 university or technically educated persons and 112 professionally qualified were also reported. However 734 (1.2%) of them were never been to school.

Figure 7



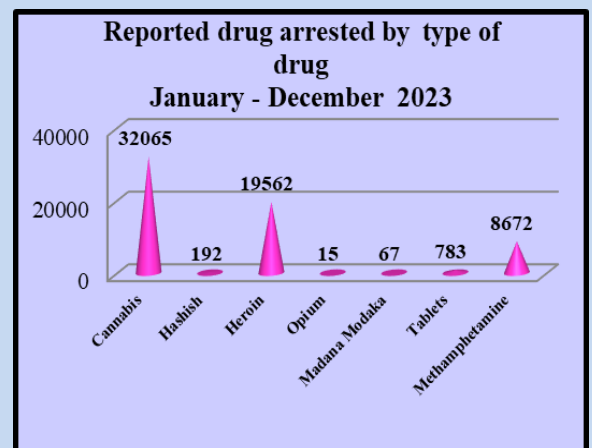
Source:- Drug Abuse Monitoring System - 2023

Drug related arrests by drug

According to the reported data, people arrested mostly for Cannabis and Heroin related offences. Their figures are as follows, 32,065 (51.2%) for cannabis and 19,569 (31.2%) for heroin. Nevertheless 8672 Methamphetamine users and 192 Hashish users were recorded.

In addition to above illicit drug users, 964 were arrested for other drugs, such as tablets tobacco powder (dumkudu), Babul, hans and Panpara in January to December of 2023.

Figure 08



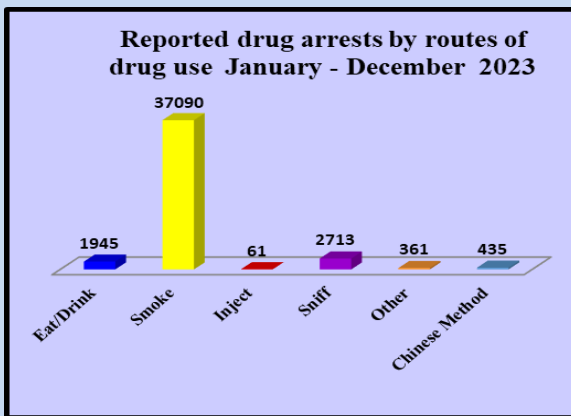
Source:- Drug Abuse Monitoring System - 2023

Routes (Method) of drug use

Persons who arrested for drug related offences have used different methods to use drugs.

Data imply that smoking 37,090 (59.2%), eating or drinking 939 (3%) and sniffing 1945 (3.1%). Smoking is the common drug using method in Sri Lanka. However 61 of drug injectors were also reported and fluctuated of those data are shown in Fig 09.

Figure 09



Source:- Drug Abuse Monitoring System - 2023

Employment

The distribution of the arrestees reported by occupation for the period of January to December 2023 is as follows, 6,631 were labourers, 4,347 were unemployed, 3,575 were farmers and 1122 were drivers or transport workers.

Table 01

Employment	Number	%
Professional	552	0.88
Managers / Administrators	8	0.01
Sales & Clerical	69	0.11
Drivers / Transport Workers	1580	2.5

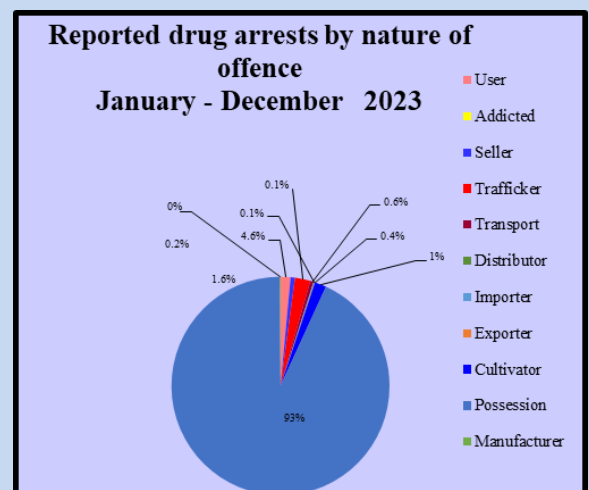
Agro based Workers	2405	3.8
Un-Employed	7250	11.6
Self-Employed	2475	3.9
Students	50	0.08
Laborers	14341	22.9
Businessman	1751	2.75
Fisherman	2289	3.6
Farmers	1725	2.75
Mason	222	0.35
Carpenter	80	0.13
Government Sector	207	0.33
Sex-Worker	9	0.01
Privet Sector	1611	2.57
Construction Sector	674	1.08
NA	11300	18.05

Source:- Drug Abuse Monitoring System - 2023

Nature of Drug Offence

Among the total number of drug related arrests 58,257 (93.03%) were arrested as possessions, 1422 (2.2%) as drug sellers and 1069 (1.7%) were drug cultivators. In addition to that trafficker (1422), distributor (9), financier (5), Manufacturer (78) were also reported in January to December of 2023.

Figure 10



Source:- Drug Abuse Monitoring System - 2023

Prevention, Treatment & Rehabilitation Centres of NDDCB



WP/Prevention, Treatment &
Rehabilitation Centre
172, Shanthi Mawatha, Thalangama.
Tel - +94 11 2788090
Fax - +94 11 2788090
E-mail - sethsevana@nddcb.gov.lk

CP/Youth Prevention, Treatment &
Rehabilitation Centre
Mampitiya Estate, Handessa,
Peradeniya.
Tel - +94 81 2315504
Fax - +94 81 2315504
E-mail - methsevana@nddcb.gov.lk



Prevention, Treatment & Rehabilitation
Centre
Urapola, Nittambuwa.
Tel - +94 33 2283060
Fax - +94 33 2283060
E-mail -
navadiganthaya@nddcb.gov.lk

SP/Prevention, Treatment &
Rehabilitation Centre
Unawatuna, Galle.
Tel - +94 91 2224443
Fax - +94 91 2224443
E-mail - mithsevana@nddcb.gov.lk



OUR SINCERE THANKS TO

Shakya Nanayakkara, Chairman - NDDCB

Mr. A. T. Darshana, Assistant Director (Research) - NDDCB

Mr. D.G.H. Prashantha, Director - Police Narcotics Bureau.

OICs of the Police Stations in Islandwide.

Ms. Nilukshi Thissera, Ms. Dilini Madushani, Ms. Nilani Renuka, Mr. Wasantha Kumara - Research Officers, NDDCB.

Ms. Asanka Maduhansi, Ms. Jayani Ranasinge - Assistant Research Officers - NDDCB.

Ms. Bhadra Kumari, Research Assistant - NDDCB

Ms. Samantha Weerasekara, System Analyst, NDDCB.

Mr. Thilina Priyankara, IT Assistant - NDDCB

Staff of the Administrative and Finance, NDDCB.

For their co-operation and generous contributions

If undelivered please return to :

Research Division

National Dangerous Drugs Control Board

383, Kotte Road, Rajagiriya.